

# Identification of trapped electron modes in frequency fluctuation spectra

H. Arnichand<sup>1</sup>, J. Citrin<sup>1,2</sup>, S. Hacquin<sup>1</sup>, R. Sabot<sup>1</sup>,  
A. Krämer-Flecken<sup>3</sup>, X. Garbet<sup>1</sup>, C. Bourdelle<sup>1</sup>, C. Bottereau<sup>1</sup>,  
F. Clairet<sup>1</sup>, J.C. Giacalone<sup>1</sup>, Z.O. Guimarães-Filho<sup>4</sup>, R.  
Guirlet<sup>1</sup>, G. Hornung<sup>5</sup>, A. Lebschy<sup>6,7</sup>, P. Lotte<sup>1</sup>, P. Maget<sup>1</sup>, A.  
Medvedeva<sup>1,6,7,8</sup>, D. Molina<sup>1</sup>, V. Nikolaeva<sup>6,7,9</sup>, D.  
Prisiazhniuk<sup>6,7</sup>, the Tore Supra and the ASDEX Upgrade teams

<sup>1</sup> CEA, IRFM, F-13108 Saint-Paul-Lez-Durance, France

<sup>2</sup> FOM Institute DIFFER - Dutch Institute for Fundamental Energy Research, P.O. box 6336, 5600 HH Eindhoven, The Netherlands

<sup>3</sup> Institute for Energy Research (Plasma Physics) Forschungszentrum Jülich, D-52425 Jülich, Germany

<sup>4</sup> Institute of Physics, University of São Paulo, 05315-970 São Paulo, Brazil

<sup>5</sup> Department of Applied Physics Ghent University, Sint-Pietersnieuwstraat 41 B4, 9000 Gent, Belgium

<sup>6</sup> Max-Planck-Institut für Plasmaphysik, IPP, D-85748 Garching, Germany

<sup>7</sup> Physik-Department E28, Technische Universität München, D-85748 Garching, Germany

<sup>8</sup> Institut Jean Lamour UMR 7198 CNRS, Université de Lorraine, F-54000 Nancy, France

<sup>9</sup> Instituto de Plasmas e Fusão Nuclear, Instituto Superior Técnico, Universidade Lisboa, Portugal

E-mail: hugo.arnichand@cea.fr

## Abstract.

Ion temperature gradient (ITG) and trapped electron modes (TEM) are two important micro-instabilities in the plasma core region of fusion devices ( $r/a \leq 0.9$ ). They usually coexist in the same range of spatial scale (around  $0.1 < k_{\perp} \rho_i < 1$ ), which makes their discrimination difficult. To investigate them, one can perform gyrokinetic simulations, transport analysis and phase velocity estimations. In Tore Supra, the identification of trapped electron modes (TEM) is made possible due to measured frequency fluctuation spectra. Indeed, turbulent spectra generally expected to be broad-band can become narrow in case of TEM turbulence, inducing “quasi-coherent” (QC) modes named QC-TEM. Therefore the analysis of frequency fluctuation spectra becomes a possible tool to differentiate TEM from ITG. We have found indications that the TEM can have a QC signature by comparing frequency fluctuation spectra from reflectometry measurements, gyrokinetic simulations and synthetic diagnostic results. Then the scope of the analysis of QC-TEM are discussed and an application is shown, namely transitions between TEM turbulence and MHD fluctuations.

Keywords: turbulence, micro-instabilities, trapped electron modes, reflectometry, MHD

## 1. Introduction

Plasma turbulence is responsible for the anomalous transport observed in magnetic fusion devices [1]. It is driven by instabilities whose perpendicular wave numbers  $k_{\perp}$  normalized to the ion gyroradius  $\rho_i$  range between 0.1 and a few tens. Ion temperature gradient (ITG) modes, trapped electron modes (TEM) and the electron temperature gradient (ETG) modes are the most important micro-instabilities in the plasma core region. Usually the ETG modes have a rather distinct scale around  $k_{\perp}\rho_i \approx 10$  while the ITG/TEM branches overlap at  $0.1 < k_{\perp}\rho_i < 1$  [2]. This makes the distinction of TEM and ITG-dominated regimes complicated. However, discriminating them enables to study their respective effects on rotation, impurity transport, etc.

To achieve this goal, gyrokinetic simulations can be performed to determine which of TEM and ITG growth rate is dominant [3]. It is also possible to investigate them experimentally, for instance by estimating their phase velocity as TEM and ITG rotate in opposite directions in the plasma frame [4]. This is difficult since the rotation components must be measured with high accuracy [5]. Thanks to the modulations of radio-frequency heating or to the injection of a particle pulse, the estimation of the transport coefficients can also help to discriminate ITG from TEM dominated regimes. For instance, transition between the dominant instabilities can be inferred from the parametric dependency of the diffusion [6,7] or by a reversal of the convection velocity direction [8,9]. However, both phase velocity and transport coefficient estimations currently used

to investigate ITG and TEM are complex and not always feasible as they require advanced diagnostics or specific perturbation experiments scenario.

We show in this paper that a rather simple experimental indication can be provided by frequency fluctuation spectra. Indeed, TEM-dominated regimes can induce “quasi-coherent” (QC) modes named QC-TEM, instead of showing a broad-band spectra as it is usually the case for turbulence. Therefore the analysis of frequency fluctuation spectra may become an additional tool to address the issue of TEM/ITG differentiation.

The indications of the QC signature of TEM are first shown in section 2 which compare frequency fluctuation spectra obtained from experimental data, gyrokinetic simulations and reflectometry synthetic diagnostic computations. Then, the scope and the limitation of the QC signature of TEM are discussed in section 3 and an example of an application is presented in section 4.

## 2. Evidences of the TEM signature of the core QC modes

All the data presented in this section come from the Tore Supra tokamak with a major and a minor radius  $R_0 = 2.38\text{m}$  and  $a = 0.72\text{m}$  respectively. To investigate the nature of the QC modes, we focus on a density scan performed in an Ohmic plasma. This type of discharge shows two distinct Ohmic regimes: at low density the confinement time increases linearly with the density in the linear Ohmic confinement (LOC) while it saturates at higher density in the saturated Ohmic confinement (SOC). Such plasma configuration is in-

investigated because TEM and ITG are expected to dominate in the LOC and the SOC regimes respectively [4, 10–14]. This study compares frequency fluctuation spectra from reflectometry measurements, nonlinear gyrokinetic simulations and a synthetic reflectometer using the nonlinear runs as input.

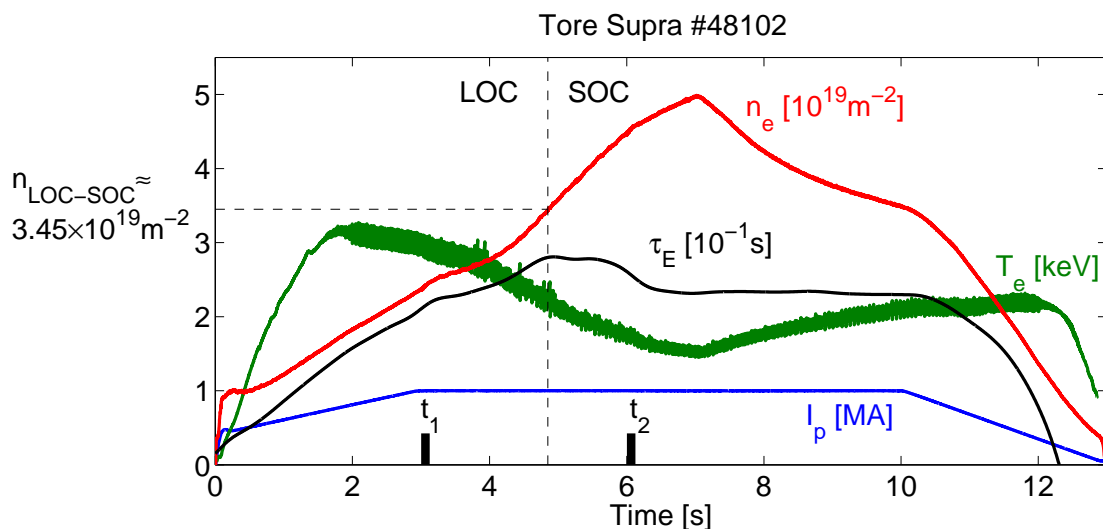
### 2.1. Spectra from reflectometry measurements

Previous analysis of Tore Supra and TEXTOR spectra measured by reflectometry have shown that QC modes are measured in the LOC regime and disappear at the LOC-SOC transition during  $n_e$  ramp-up or  $I_p$  ramp-down [14]. The decrease of QC modes during such ramps has also been reported in JET. A qualitative agreement has been found with the Tore Supra and the TEXTOR observations [15].

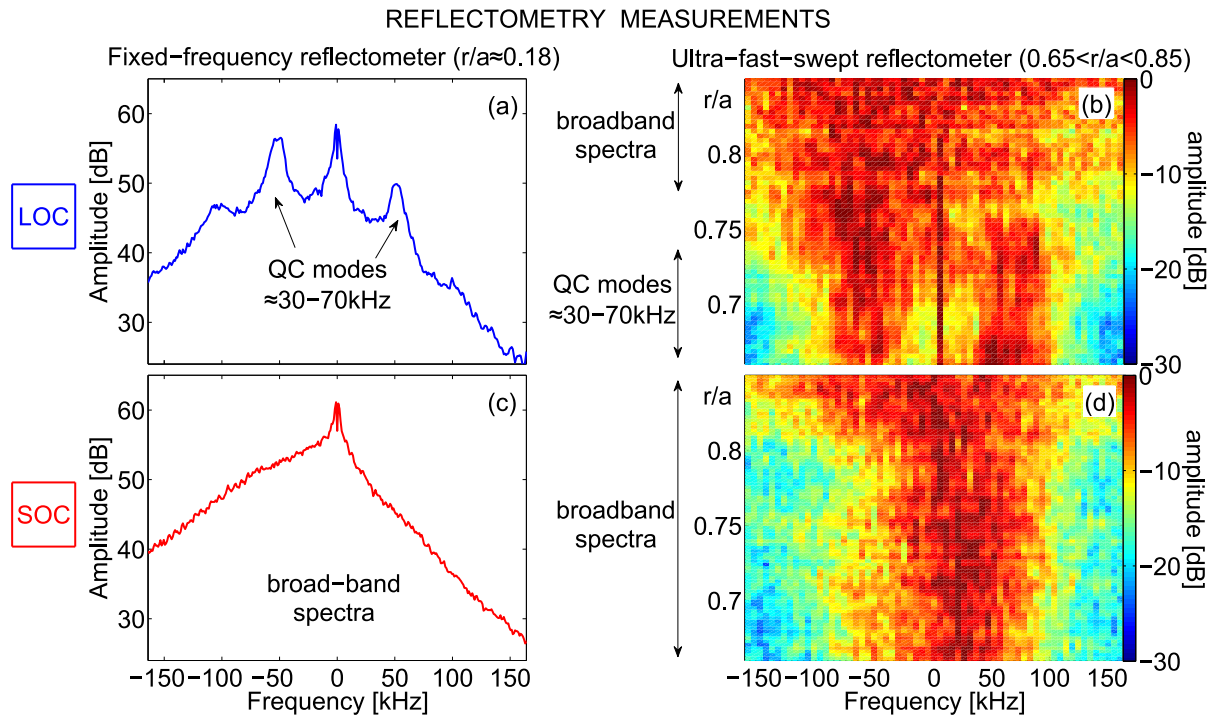
Figure 1 shows the main plasma parameters of the Tore Supra Ohmic dis-

charge #48102 in which a density ramp-up is performed. As indicated, two times are considered for this analysis:  $t_1 \approx 3s$  in the LOC regime and  $t_2 \approx 6s$  in the SOC regime. The LOC-SOC transition occurs at around  $n_e \approx 3.45 \cdot 10^{19} m^{-2}$  which corresponds to  $t \approx 4.85s$ .

Data used for figure 2(a-d) were obtained with two X-mode reflectometers. Figures 2(a,c) show fluctuation spectra obtained at  $r/a \approx 0.18$  with a fixed-frequency reflectometer [16]. As the density increases, the selected probing frequency of the reflectometer is changed between  $t_1$  ( $f_1 = 110.9$  GHz) and  $t_2$  ( $f_2 = 122.6$  GHz) to ensure a constant measurement location. In figures 2(b,d), an ultra-fast-swept reflectometer [17] is used to provide a radial range of fluctuation spectra ( $0.65 < r/a < 0.85$ ). These reflectometry spectra are obtained with a Fourier transform of the measured complex signal  $A(t)e^{i\phi(t)}$ , with  $A(t)$  and  $\phi(t)$  the amplitude and the phase re-



**Figure 1.** Main parameters of the Tore Supra discharge #48102 ( $B_t = 3.82$ ).  $I_p$  is the plasma current,  $T_e$  is the central temperature and  $n_e$  is the central line averaged density and  $\tau_e$  the energy confinement time. The dotted line indicates the LOC-SOC transition and the two vertical black dashes show the two times investigated.



**Figure 2.** Fluctuation spectra from Tore Supra discharge #48102 which show (a,c) fixed-frequency reflectometry measured at  $r/a \approx 0.18$ , (b,d) ultra-fast-swept reflectometry measured for  $0.65 < r/a < 0.85$ . (a-b) correspond to the LOC regime and (c-d) to the SOC regime. They have been measured at  $t_1$  and  $t_2$  respectively, except (d) which has been measured at  $t = 5.25$ s.

spectively. Here, the positive and negative frequencies do not correspond to any diamagnetic direction of the turbulence as reflectometry does not allow to distinguish between them. The positive frequencies translate phase increments whereas the negative frequencies show the phase decrements. The small spectral asymmetry observed can be due to various phenomena such as nonlinear response of the reflectometer or Doppler shift induced by rotation combined to vertical plasma shift, sawteeth, misalignment of the antenna [18,19].

As previously shown [19, 20], QC modes are observed in the LOC case at  $f \approx 50$  kHz in figure 2(a) and for  $r/a < 0.75$  in figure 2(b). In the SOC case, only broadband fluctuation spectra are seen [see figure 2(c-d)]. The link between these differences

in the spectral shape (QC modes, broadband) and the dominant instabilities in the LOC and the SOC regimes (TEM, ITG) is investigated in the following section.

## 2.2. Spectra from nonlinear gyrokinetic simulations

Nonlinear simulations based on the Tore Supra discharge #48102 have been performed with the GENE code [21] at the times  $t_1$  and  $t_2$  indicated in figure 1 and corresponding to the measurements shown in section 2.1. Table 1 compares the heat flux for the electrons  $q_e$  and the ions  $q_i$  of the GENE simulations to those of the experimental values. As one can see the fluxes are low in the LOC regime where the QC modes are observed. An agreement is

	Power balance		GENE	
	$q_i$	$q_e$	$q_i$	$q_e$
LOC regime	$4.5 \pm 1$	$6.7 \pm 1$	$3 \pm 1$	$12 \pm 3$
SOC regime	$14 \pm 3$	$-1 \pm 3$	$14 \pm 2$	$9 \pm 2$

**Table 1.** Electron and ion heat fluxes from the GENE simulations and from the power balance.

found between the GENE simulation and the experimental values, apart from  $q_e$  in the SOC regime.

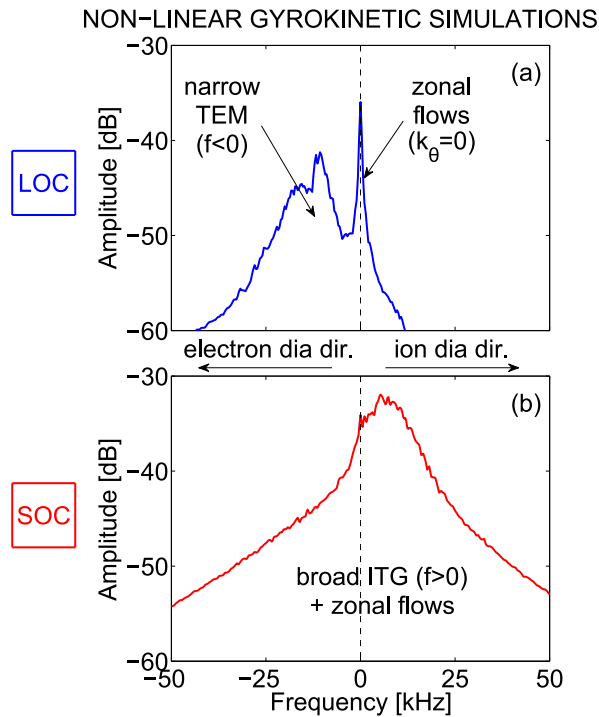
The input parameters used are available in [14], where the output from the linear runs performed at the same location and times are discussed. This plasma region has been chosen because  $T_i$  measured by charge exchange recombination spectroscopy diagnostic has a higher resolution in this plasma region. Fluctuation measurements are not available at this radius [see previous section] but one can note that QC modes can be observed at many different radii in the LOC regime [14, 15, 22].

Figures 3(a) and (b) show for  $r/a=0.36$  the frequency fluctuation spectra from the nonlinear gyrokinetic simulations at  $t_1$  and  $t_2$  respectively. Simulated frequency spectra of  $\tilde{n}_e$  can be compared qualitatively to the frequency spectra from reflectometry (sensitive to  $\tilde{n}_e$ ). Contrary to reflectometry spectra, the diamagnetic direction of the phase velocity (ion/electron) can be distinguished by looking at the sign of the frequency (+/-). Thus figures 3 spectra show that the SOC and the LOC regimes are dominated by ITG ( $f > 0$ ) and TEM ( $f < 0$ ) instabilities respectively, the latter being a  $\nabla T_e$ -driven TEM. This supports the linear runs previously carried out [14] and the hypothesis on the link between the LOC/SOC regimes and the TEM/ITG instabilities.

One should note that intermediate hybrid regimes where ITG modes can rotate in the electron diamagnetic direction exist [23]. However, in the present study the linear sensitivity analysis [14, 24] indicates that the turbulence is dominated by TEM in the LOC case and by ITG modes in the SOC case.

Additional significant information provided by the nonlinear runs is the difference in the spectral shape. In figure 3(b), the ITG-dominated case shows a single broad-band spectrum which includes the turbulence and the density zonal flows (ZFs) i.e.  $k_y = 0$ ,  $\omega = 0$ . The nonlinear frequency broadening of TEM is smaller and shows a sharp peak, separated from ZFs [see figure 3(a)]. As TEM instabilities coalesce in few wavenumbers, they induce a narrow frequency spectrum which can explain the QC modes measured in the TEM dominated regimes. The broad ITG spectra can explain the broad-band spectra measured in the SOC regime.

The frequency of the TEM peak ( $\approx 12$  kHz) is significantly lower than the frequency measured for QC modes ( $\approx 50$  kHz). It comes from the fact that the GENE simulations do not take into account the rotation due to the mean  $E \times B$  drift  $v_{E \times B}$  but only the rotation due to the averaged phase velocity of the mode in the plasma frame  $v_{phase}$ . As the density fluctuations rotate with a total veloc-



**Figure 3.** Fluctuation spectra from Tore Supra discharge #48102 provided by non-linear gyrokinetic simulations computed at  $r/a \approx 0.37$  in (a) the LOC regime at  $t_1$  and (b) to the SOC regime at  $t_2$ .

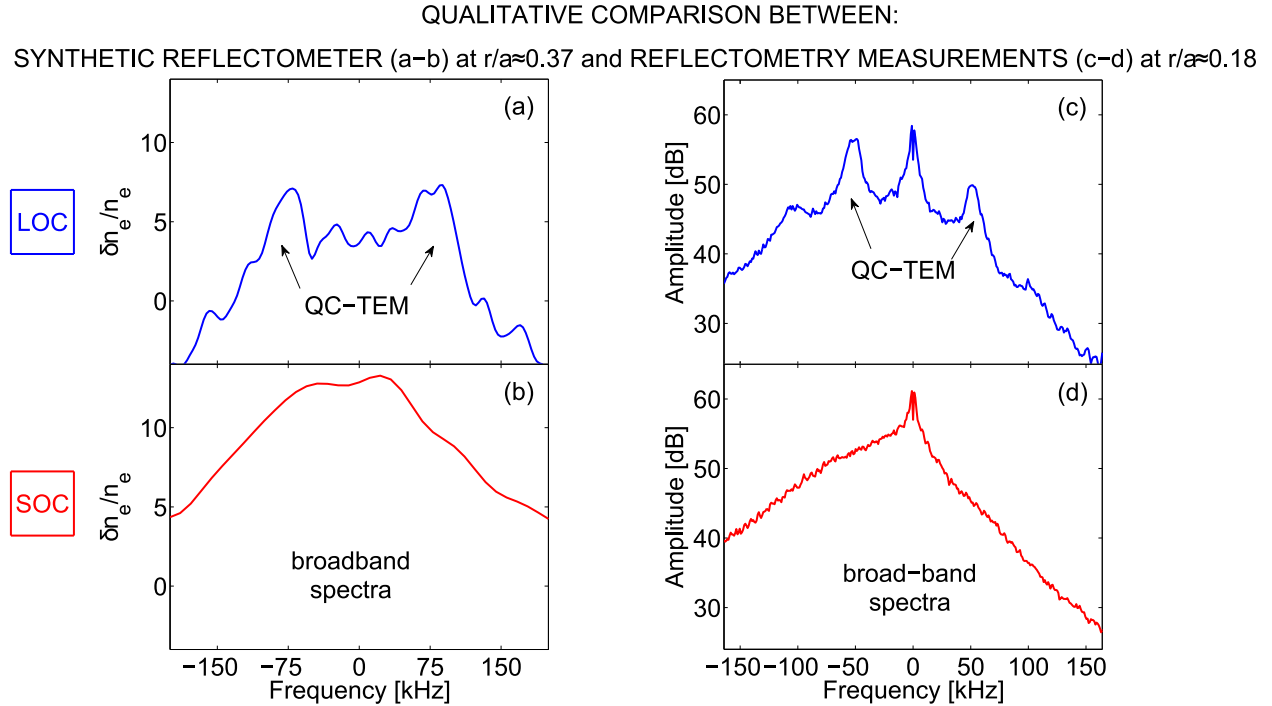
ity  $v_{tot} = v_{E \times B} + v_{phase}$ , they are measured at higher frequency [see figure 2(a-d)] than the one shown in the GENE spectra [figure 3(a-b)].  $v_{E \times B}$  is taken into account in the spectra from a synthetic reflectometer shown in the next section.

### 2.3. Spectra from a synthetic reflectometer diagnostic

The experimental fluctuation spectra were simulated with a synthetic reflectometry diagnostic using GENE nonlinear density fluctuations. This synthetic reflectometer relies on a 2D full-wave code solving the O-mode wave equation by means of a 2<sup>nd</sup> order Finite Difference Time Domain (FDTD) scheme [25]. Although the reflectometry measurements were obtained with the X-mode polarization, it was shown that both O-mode and X-mode simulations

qualitatively produce the same signal spectra [26]. The maps of density fluctuations for 1024 successive time slots inferred from the GENE nonlinear gyrokinetic simulations were used as input in the 2D full-wave computations. For each map of density fluctuations the FDTD code was run over a number of time iterations large enough to reach the stationary regime and compute properly the reflected complex signal.

To ensure accurate comparison with the reflectometry measurements, the drift velocity  $v_{E \times B} = (E_r \times B)/B^2$  is taken into account in the total fluctuation velocity. It is inferred using the radial electric field constrained by thermal ripple losses:  $E_r = T_i(\nabla n_i/n_i + 3.37\nabla T_i/T_i)/e$  [27]. As shown in the fluctuation spectra of figure 4(a-b), QC modes appear in the LOC regime at around  $\approx 75$  kHz while the SOC regime



**Figure 4.** Fluctuation spectra from Tore Supra discharge #48102 provided by a synthetic reflectometer diagnostic using the nonlinear gyrokinetic simulations as an input. They are computed at  $r/a \approx 0.37$  in (a) the LOC regime at  $t_1$  and (b) to the SOC regime at  $t_2$ . On the right-hand side the spectra previously shown in figure 2 are plotted for a qualitative comparison.

shows only a broad-band spectrum. Even though there is a discrepancy with the QC modes observed in the measured spectra (shown in figure 4 as a reminder) at around  $\approx 50$  kHz, a qualitative agreement is found. This confirms the previous comparison between simulated and measured fluctuation spectra, indicating that the ITG modes can have a broad-band spectrum while the TEM can induce QC modes. The present results indicate that QC modes measured in the plasma core region can be due to  $\nabla T_e$ -driven TEM instability in case of low flux. We will now refer to them as QC-TEM.

### 3. Scope of the QC-TEM analysis

The comparison of frequency spectra from nonlinear simulations, reflectometry measurements and a synthetic diagnostic indicates that TEM instability can have a QC signature in fluctuation spectra. This finding can then be used as a new technique to study TEM, besides gyrokinetic simulations, transport analysis and phase velocity estimations. However, it has to be used cautiously because (i) the lack of QC-TEM does not necessarily imply that the TEM are stable and (ii) there exist edge phenomena presently not attributed to TEM which can have a rather similar QC signature. This is discussed in the following sections together with the diagnostics and the devices for which this technique could

be applied.

### 3.1. Fusion devices and diagnostics

QC-TEM have been observed in Tore Supra, TEXTOR and JET [14,15] and first indications have been recently obtained in ASDEX-Upgrade (AUG) [28] [see section 3.4]. The onset of QC-TEM in fluctuation spectra measured in the plasma core seems also possible in other fusion devices. Recent measurements made in the Madison symmetric torus (MST) reversed field pinch have shown a similar QC signature whereas gyrokinetic simulations predicted turbulence to be TEM-dominated [29]. These findings on QC-TEM may also help to investigate whether TEM can play a role in stellarators [30] and if they are stabilized in optimized stellarators [31].

The diagnostics able to perform such a study require a sensitivity to low wavenumbers in the order of the ITG/TEM instabilities scale ( $k_{\theta}\rho_i \leq 1$ ) and a capability to measure in the plasma core region. Apart from reflectometry [14, 32–34], structures possibly similar to QC-TEM may have been observed in TEM-dominated regimes with phase contrast imaging (PCI), far infrared interferometry (FIR), beam emission spectroscopy (BES), Doppler backscattering (DBS) reflectometry, and correlation electron cyclotron emission (CECE) systems [29, 35–38].

These studies have reported modifications of fluctuation spectra in TEM dominated regimes, without interpreting a mode as being the signature of TEM. The present results suggest that the spectral modifications reported in TEM-dominated regimes by BES, CECE, PCI, DBS and FIR may translate the same QC-TEM phenomena.

### 3.2. Quasi-coherent fluctuations at the very edge of the plasma

Phenomena presenting a QC signature have been observed at the very edge of the plasma during H-mode [39, 40], enhanced  $D_{\alpha}$  H-modes [41, 42] and I-mode [43]. At the moment, there is no unified explanation for these modes which present rather similar QC spectral signatures. Several instabilities have been suggested to cause them, as for example the kinetic ballooning mode which limits the pedestal growth in H-mode [39]. Presently, none of these modes have been linked to TEM. Therefore, the observation of QC modes can be taken as an indication of TEM in the plasma core region only ( $0.1 < r/a < 0.95$ ), where no other QC fluctuations phenomena have been reported.

### 3.3. Fully developed TEM turbulence

The QC signature of TEM may disappear in case of fully developed TEM turbulence. Experimentally, the disappearance of QC-TEM has been observed while increasing ECRH power at high values [44]. In gyrokinetic simulations, an artificial increase of the electron temperature and density gradients  $R/L_{T_e}$  and  $R/L_{n_e}$  by a factor 1.4 while maintaining constant the gradient parameter  $\eta_e = L_{n_e}/L_{T_e}$  has been done in the LOC regime. It shows that the double peak structure of TEM-dominated spectra (QC-TEM and ZFs) observed in figure 3(a) becomes unobservable [24]. In these two cases, TEM would not remain oscillating at a rather well-defined frequency (i.e. with a narrow spectrum) but would become broad-band (such as ITG) as expected generally for a turbulent phenomenon.



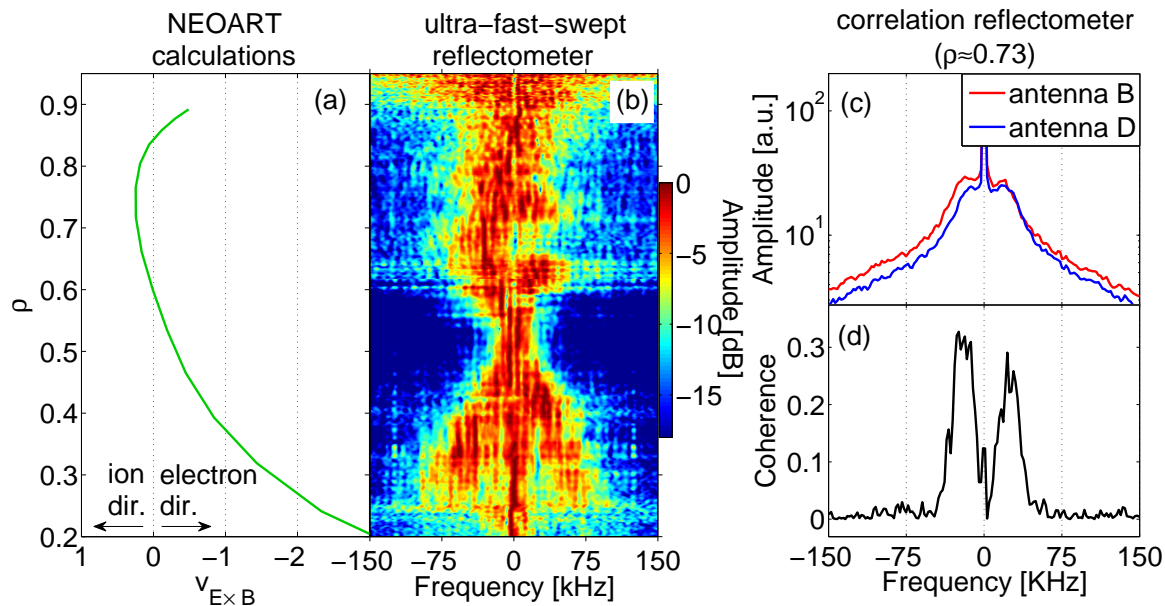
### 3.4. $E \times B$ rotation

We have seen in section 2 that the QC-TEM frequency depends on  $v_{E \times B}$ . If  $v_{E \times B}$  is too low, the QC-TEM peak may be closer to the zero frequency. In that case QC-TEM could not be distinguishable even if TEM are driven unstable.

To highlight this effect, we analyze the Ohmic discharge #31427 from AUG ( $R_0 = 1.65$  and  $0.5 < a < 0.8$ ) in the LOC regime ( $t \approx 1.4s$ ). Figure 5(a) shows neoclassical estimations of  $v_{E \times B}$  performed with the NEOART code [45] which use measurements of the toroidal velocity measured with charge exchange recombination spectroscopy [46]. The error bars of the  $v_{E \times B}$  provided are of the order of 0.5 to 1 km/s. Figure 5(b) displays the radial evolution of the fluctuation spectra obtained by ultra-fast-swept reflectometry [17, 47, 48]. QC

modes reminiscent of QC-TEM are observed around  $0.25 < \rho < 0.4$  in a region where we expect  $v_{E \times B} \geq 1$  km/s. For  $\rho > 0.4$ , QC modes cannot be properly observed in figure 5(b) and NEOART estimations indicate  $v_{E \times B} \leq 1$  km/s. One can note that from  $\rho = 0.4$  toward  $\rho = 0.25$  the increase of the QC modes frequency (up to  $\approx 75$  kHz) is in qualitative agreement with the increase of  $v_{E \times B}$  observed (up to  $\approx 3km/s$ ).

Figure 5 shows for  $\rho \approx 0.73$  spectra of the complex signal (c) and coherence (d) estimated with a poloidal correlation reflectometer (PCR) [28, 32, 33]. As previously reported in [28], coherence shows clear QC modes whereas they are not/barely observable in the spectra of the complex signal shown in figure 5(b)/(c) respectively. Therefore, in case of low  $v_{E \times B}$ , PCR can be



**Figure 5.** Data from the AUG discharge #31427 measured in the LOC regime ( $t \approx 1.4s$ ). In (a) the neoclassically predicted  $v_{E \times B}$  provided by the NEOART code [45]. The negative/positive directions correspond to the electron/ion diamagnetic direction. Fluctuation spectra from an ultra-fast swept reflectometer are shown in (b) for  $0.2 < \rho < 0.95$  and from two antennas of a PCR (c) at  $\rho = 0.73$ . The coherence between the two antennas of the PCR is displayed in (d).

used to investigate QC-TEM.

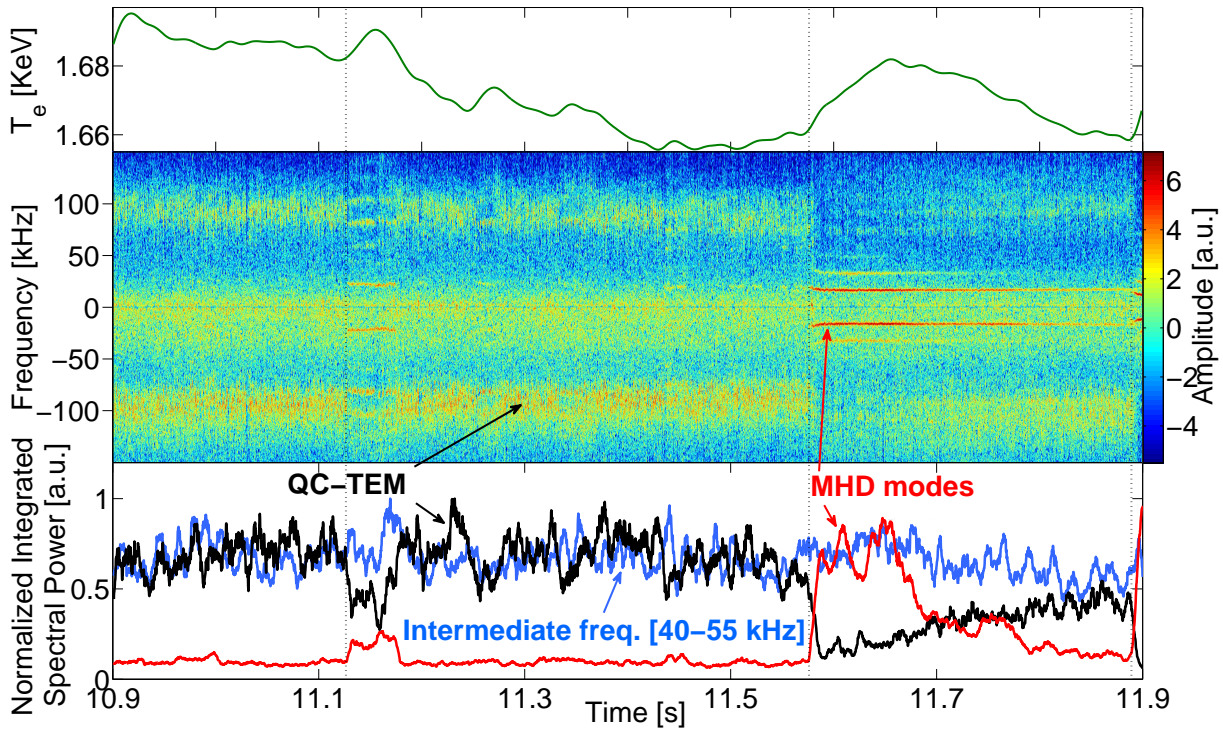
#### 4. Application: transitions between TEM and MHD instabilities

An application of the identification of QC-TEM described so far is presented in this section. The analysis focuses on the Tore Supra discharge #40806 where 250 kW of ECRH power is deposited on the High Field Side (HFS) by two gyrotrons at  $r/a = 0.58$  and  $r/a = 0.35$ . The safety factor is maintained above unity to avoid sawteeth ( $B_t = 3.8$  T and  $I_p = 0.5$  MA). As previously shown [14, 15], reflectometry measurements performed at  $r/a \approx 0.17$  show QC-TEM in a region predicted to be TEM-dominated by linear gyrokinetic sim-

ulations and Nickel transport analysis [6, 7].

The ECRH power starts to be deposited at  $t = 9.5$ s, and an interesting observation is made when the QC-TEM ( $f \approx 70 - 120$  kHz) are suddenly stabilized while a coherent MHD mode ( $f \approx 15$  kHz) appears at  $t \approx 11.58$ s [see figure 6]. After this clear transition, the MHD mode is progressively damped during 300 ms while the QC-TEM amplitude recovers rather linearly. Such a transition appears to be a cycle which starts again at  $t \approx 11.89$ s (no fluctuation measurements are available later). Before these cycles start, one can note that small precursors are first observed, the main one being at  $t \approx 11.13$ s.

When QC-TEM are damped,  $T_e$  rises



**Figure 6.** Data from the Tore Supra discharge #40806 measured at  $r/a \approx 0.17$ : Evolution of the electron temperature (top), spectrogram from reflectometry data (middle) and normalized integrated spectral power for the QC-TEM [70-120 kHz] the MHD mode [10-25 kHz] and and intermediate frequency [40-55 kHz] (bottom). The main transitions between QC-TEM and the MHD mode are shown by the vertical dotted lines.

by a few percent, suggesting that the local confinement may be improved. The spectral power of the intermediate frequency range selected  $40 < f[\text{kHz}] < 55$  shows no dramatic change in time. This highlights the fact that the transition occurs between the QC-TEM and the MHD mode. The nature of such a transition is of specific interest because it implies turbulent and MHD modes. The identification of the underlying mechanisms of the MHD modes is out of the main scope of the present paper. However, one of the possible candidate is discussed in the following paragraphs: the electron fishbones (e-fishbones).

E-fishbones [49–53] require fast electrons which can be generated by ECRH and trapped electrons with a toroidal precession velocity  $v_{prec}$  oriented in the ion diamagnetic direction. Usually, the trapped electrons rotate in the electron diamagnetic direction (such as the ones which resonate with drift-waves in the case of TEM instability). However, at low magnetic shear  $s = r [dq/dr] / q$ , a reversal of  $v_{prec}$  can occur in the ion diamagnetic direction for the barely trapped electrons [54].

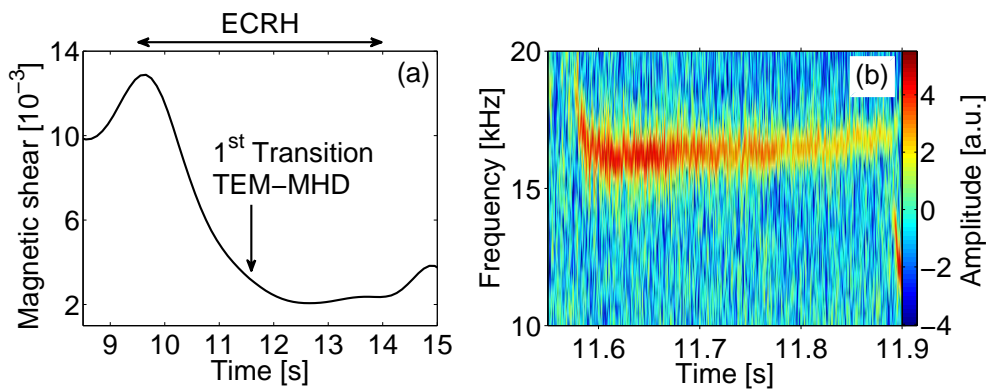
Estimations of  $s$  made with polarime-

try [55] at  $r/a \approx 0.16$  show that it decreases progressively during the ECRH de-position [see figure 7(a)]. As the MHD mode appears after  $\approx 2s$  of ECRH, it can be explained by an excitation of e-fishbone when  $s$  is low enough due to barely trapped supra-thermal electrons with a reversed  $v_{prec}$  in the ion diamagnetic direction. One can note that the frequency chirping-down shown in figure 7(b) is characteristic of e-fishbones and that the de-position region on the HFS is in favor of e-fishbone destabilization [50]. The lack of trapped electrons with a  $v_{prec}$  in the electron diamagnetic direction may contribute to the stabilization of TEM.

## 5. Conclusion

The observation of QC modes in reflectometry fluctuation spectra measured in the plasma core region of AUG and Tore Supra LOC regime discharges has been reported.

Frequency spectra deduced from non-linear simulations performed with the GENE core have been analyzed. They indicate that TEM can induce a narrow frequency spectra being responsible of the QC



**Figure 7.** (a) magnetic shear estimated at  $r/a \approx 0.16$  with polarimetry for the Tore Supra discharge #40805 (similar conditions to #40806), (b) shows the MHD modes observed in the reflectometry fluctuation spectra for #40806.

mode observed in the measured frequency spectra in the LOC regime. Fluctuation spectra from a synthetic diagnostic using the nonlinear simulations support this interpretation. Therefore these results suggest that core QC modes are a signature of TEM instabilities at least in case of low flux and  $\nabla T_e$ -driven TEM. Conversely, TEM do not lead systematically to QC modes. Indeed QC modes and low frequency fluctuations can overlap in case of low  $v_{E \times B}$ . Furthermore, TEM frequency spectrum becomes broadband in gyrokinetic simulations performed at larger  $R/L_{T_e}$  and  $R/L_{n_e}$  drives and there exist edge phenomena not attributed to TEM which can have a rather similar QC signature [39–43].

The identification with reflectometry of the QC modes signature of TEM can then be used to study turbulence besides gyrokinetic simulations, transport analysis and phase velocity estimations. Such analysis may be done with other diagnostics (PCI, BES, CECE, FIR, DBS) and may be valid in other fusion devices (RFP [29], stellarators). An example of a study using this knowledge on QC-TEM has been presented. It shows a transition between TEM turbulence and MHD modes, the latter being possibly due to e-fishbones.

The theoretical mechanism of the narrow TEM spectra frequency width (compared to the broader ITG spectra) is currently investigated [24, 56].

## Acknowledgments

The authors thank J. Bernardo and D. Villegas for the experiments they have carried out, C. Angioni and J. C. Hillesheim for discussions and G. Conway. This work, in partnership with ATEM, is financially sup-

ported by the “Conseil regional Provence-Alpes-Côte d’Azur”. It has been carried out within the framework of the Erasmus Mundus International Doctoral College in Fusion Science and Engineering (FUSION-DC) and the EUROfusion Consortium. It has received funding from the Euratom research and training programme 2014-2018 under grant agreement No 633053. The views and opinions expressed herein do not necessarily reflect those of the European Commission.

## References

- [1] X Garbet, P Mantica, C Angioni, E Asp, Y Baranov, C Bourdelle, R Budny, F Crisanti, G Cordey, L Garzotti, N Kirneva, D Hogeweyj, T Hoang, F Imbeaux, E Joffrin, X Litaudon, A Manini, C McDonald, H Nordman, V Parail, A Peeters, F Ryter, C Sozzi, M Valovic, T Tala, A Thyagaraja, I Voitsekhovitch, J Weiland, H Weisen, and A Zabolotsky. Physics of transport in tokamaks. *Plasma Physics and Controlled Fusion*, 46:B557, 2004.
- [2] F. Jenko, D. Told, T. Görler, J. Citrin, A. Banón Navarro, C. Bourdelle, S. Brunner, G. Conway, T. Dannert, H. Doerk, D.R. Hatch, J.W. Haverkort, J. Hübner, G.M.D. Hogeweyj, P. Mantica, M.J. Pueschel, O. Sauter, L. Villard, E. Wolfrum, and the ASDEX Upgrade Team. Global and local gyrokinetic simulations of high-performance discharges in view of iter. *Nuclear Fusion*, 53:073003, 2013.
- [3] C. Bourdelle, X. Garbet, F. Imbeaux, A. Casati, N. Dubuit, R. Guirlet, and T. Parisot. A new gyrokinetic quasilinear transport model applied to particle transport in tokamak plasmas. *Physics of Plasmas*, 14:112501, 2007.
- [4] G.D. Conway, C. Angioni, R. Dux, F. Ryter, A.G. Peeters, J. Schirmer, C. Troester, CFN Reflectometry Group, and the ASDEX Upgrade team. Observations on core turbulence transitions in asdex upgrade us-

- ing doppler reflectometry. *Nuclear Fusion*, 46:S799, 2006.
- [5] R.M. McDermott, C. Angioni, G.D. Conway, R. Dux, E. Fable, R. Fischer, T. Pütterich, F. Ryter, E. Viezzer, and the ASDEX Upgrade Team. Core intrinsic rotation behaviour in asdex upgrade ohmic l-mode plasmas. *Nuclear Fusion*, 54:043009, 2014.
- [6] D. Villegas, R. Guirlet, C. Bourdelle, G. T. Hoang, X. Garbet, and R. Sabot. Experimental electron temperature gradient dependence of heavy impurity transport in fusion devices. *Phys. Rev. Lett.*, 105:035002, 2010.
- [7] D. Villegas, R. Guirlet, C. Bourdelle, X. Garbet, G.T. Hoang, R. Sabot, F. Imbeaux, and J.L. Sgui. Experimental and theoretical study of nickel transport dependence on gradients in tore supra. *Nuclear Fusion*, 54:073011, 2014.
- [8] W. W. Xiao, X. L. Zou, X. T. Ding, L. H. Yao, B. B. Feng, X. M. Song, S. D. Song, Y. Zhou, Z. T. Liu, B. S. Yuan, H. J. Sun, X. Q. Ji, Y. D. Gao, Y. G. Li, L. W. Yan, Q. W. Yang, Yi Liu, J. Q. Dong, X. R. Duan, Yong Liu, and C. H. Pan. Observation of a spontaneous particle-transport barrier in the hl-2a tokamak. *Phys. Rev. Lett.*, 104:215001, 2010.
- [9] W. L. Zhong, X. L. Zou, C. Bourdelle, S. D. Song, J. F. Artaud, T. Aniel, and X. R. Duan. Convective velocity reversal caused by turbulence transition in tokamak plasma. *Phys. Rev. Lett.*, 111:265001, 2013.
- [10] C. Angioni, A. G. Peeters, F. Ryter, F. Jenko, G. D. Conway, T. Dannert, H. U. Fahrbach, M. Reich, W. Suttrop, and L. Fattorini. Relationship between density peaking, particle thermodiffusion, ohmic confinement, and microinstabilities in asdex upgrade l -mode plasmas. *Physics of Plasmas*, 12:040701, 2005.
- [11] C. Angioni, R. M. McDermott, F. J. Casson, E. Fable, A. Bottino, R. Dux, R. Fischer, Y. Podoba, T. Pütterich, F. Ryter, and E. Viezzer. Intrinsic toroidal rotation, density peaking, and turbulence regimes in the core of tokamak plasmas. *Phys. Rev. Lett.*, 107:215003, 2011.
- [12] J. E. Rice, I. Cziegler, P. H. Diamond, B. P. Duval, Y. A. Podpaly, M. L. Reinke, P. C. Ennever, M. J. Greenwald, J. W. Hughes, Y. Ma, E. S. Marmor, M. Porkolab, N. Tsujii, and S. M. Wolfe. Rotation reversal bifurcation and energy confinement saturation in tokamak ohmic l-mode plasmas. *Phys. Rev. Lett.*, 107:265001, 2011.
- [13] C. Sung, A.E. White, N.T. Howard, C.Y. Oi, J.E. Rice, C. Gao, P. Ennever, M. Porkolab, F. Parra, D. Mikkelsen, D. Ernst, J. Walk, J.W. Hughes, J. Irby, C. Kasten, A.E. Hubbard, M.J. Greenwald, and the Alcator C-Mod Team. Changes in core electron temperature fluctuations across the ohmic energy confinement transition in alcator c-mod plasmas. *Nuclear Fusion*, 53:083010, 2013.
- [14] H. Arnichand, R. Sabot, S. Hacquin, A. Krämer-Flecken, X. Garbet, J. Citrin, C. Bourdelle, G. Hornung, J. Bernardo, C. Bottereau, F. Clairet, G. Falchetto, and J.C. Giacalone. Quasi-coherent modes and electron-driven turbulence. *Nuclear Fusion*, 54:123017, 2014.
- [15] H. Arnichand, R. Sabot, S. Hacquin, A. Krämer-Flecken, C. Bourdelle, J. Citrin, X. Garbet, J.C. Giacalone, R. Guirlet, J.C. Hillesheim, and L. Meneses. Discriminating the trapped electron modes contribution in density fluctuation spectra. *Nuclear Fusion*, 55:093021, 2015.
- [16] R. Sabot, A. Sirinelli, J.-M. Chareau, and J.-C. Giacalone. A dual source d-band reflectometer for density profile and fluctuations measurements in tore-supra. *Nuclear Fusion*, 46:S685, 2006.
- [17] F. Clairet, S. Heuraux, C. Bottereau, D. Molina, L. Ducobu, F. Leroux, and A. Barbuti. Fast sweeping reflectometry upgrade on tore supra. *Review of Scientific Instruments*, 81:10D903, 2010.
- [18] G D Conway. Effects of reflectometer asymmetries on fluctuation measurements. *Plasma Physics and Controlled Fusion*, 41:65, 1999.
- [19] G. Hornung. *Study of plasma turbulence by ultrafast sweeping reflectometry on the Tore Supra tokamak*. PhD thesis, Aix-Marseille Universit, 2013.
- [20] J Bernardo, C Fenzi, C Bourdelle, Y Camenen, H Arnichand, Joo P S Bizarro, S Cortes, X Garbet, Z O Guimares-Filho,

- T Aniel, J-F Artaud, F Clairet, P Cottier, J Gunn, P Lotte, and the Tore Supra Team. Density impact on toroidal rotation in tore supra: experimental observations and theoretical investigation. *Plasma Physics and Controlled Fusion*, 57:035002, 2015.
- [21] F. Jenko, W. Dorland, M. Kotschenreuther, and B. N. Rogers. Electron temperature gradient driven turbulence. *Physics of Plasmas*, 7:1904, 2000.
- [22] H. Arnichand, J. Citrin, S. Hacquin, R. Sabot, A. Krämer-Flecken, X. Garbet, C. Bourdelle, C. Bottereau, F. Clairet, J.C. Giacalone, Z.O. Guimar aes Filho, R. Guirlet, G. Hornung, A. Lebschy, P. Lotte, P. Maget, A. Medvedeva, D. Molina, V. Nikolaeva, D. Prisiazhniuk, the Tore Supra team, and the ASDEX Upgrade team. Identification of trapped electron modes in fluctuation spectra. 42th European Physical Society Conference on Plasma Physics, Lisbon, Portugal, 2015.
- [23] F. Romanelli and S. Briguglio. Toroidal semi-collisional microinstabilities and anomalous electron and ion transport. *Physics of Fluids B*, 2:754, 1990.
- [24] Private communication with J. Citrin.
- [25] Bruce I Cohen, Lynda L LoDestro, E Bickford Hooper, and Thomas A Casper. Simulations of broadband short-pulse reflectometry for diagnosing plasma density and magnetic-field profiles. *Plasma Physics and Controlled Fusion*, 40:75, 1998.
- [26] S. Hacquin, J. Citrin, H. Arnichand, R. Sabot, C. Bourdelle, Garbet X., and the Tore Supra Team. Reflectometry simulations using gyrokinetic code data or study of quasi-coherent modes. 12th International Reflectometry Workshop (IRW12), FZ-Jülich, Germany, 2015.
- [27] E. Trier, L.-G. Eriksson, P. Hennequin, C. Fenzi, C. Bourdelle, G. Falchetto, X. Garbet, T. Aniel, F. Clairet, and R. Sabot. Radial electric field measurement in a tokamak with magnetic field ripple. *Nuclear Fusion*, 48:092001, 2008.
- [28] D. Prisiazhniuk, A. Krmer-Flecken, G. Conway, P. Manz, T. Happel, P. Simon, Stroth U., and the Asdex-upgrade Team. Application of poloidal correlation reflectometry to study turbulence at asdex-upgrade. 12th International Reflectometry Workshop (IRW12), FZ-Jülich, Germany, 2015.
- [29] J.S. Sarff, A.F. Almagri, J.K. Anderson, M. Borchardt, W. Cappechi, D. Carmody, K. Caspary, B.E. Chapman, D.J. Den Hartog, J. Duff, S. Eilerman, A. Falkowski, C.B. Forest, M. Galante, J.A. Goetz, D.J. Holly, J. Koliner, S. Kumar, J.D. Lee, D. Liu, K.J. McCollam, M. McGarry, V.V. Mirnov, L. Morton, S. Munaretto, M.D. Nornberg, P.D. Nonn, S.P. Oliva, E. Parke, M.J. Pueschel, J.A. Reusch, J. Sauppe, A. Seltzman, C.R. Sovinec, D. Stone, D. Theucks, M. Thomas, J. Triana, P.W. Terry, J. Waksman, G.C. Whelan, D.L. Brower, W.X. Ding, L. Lin, D.R. Demers, P. Fimognari, J. Titus, F. Auriemma, S. Cappello, P. Franz, P. Innocente, R. Lorenzini, E. Martines, B. Momo, P. Piovesan, M. Puiatti, M. Spolaore, D. Terranova, P. Zanca, V.I. Davydenko, P. Deichuli, A.A. Ivanov, S. Polosatkin, N.V. Stupishin, D. Spong, D. Craig, H. Stephens, R.W. Harvey, M. Cianciosa, J.D. Hanson, B.N. Breizman, M. Li, and L.J. Zheng. Overview of results from the mst reversed field pinch experiment. *Nuclear Fusion*, 55:104006, 2015.
- [30] W. Guttenfelder, J. Lore, D. T. Anderson, F. S. B. Anderson, J. M. Canik, W. Dorland, K. M. Likin, and J. N. Talmadge. Effect of quasihelical symmetry on trapped-electron mode transport in the hsx stellarator. *Phys. Rev. Lett.*, 101:215002, 2008.
- [31] J. H. E. Proll, P. Xanthopoulos, and P. Helander. Collisionless microinstabilities in stellarators. ii. numerical simulations. *Physics of Plasmas*, 20:122506, 2013.
- [32] A. Krämer-Flecken, V. Dreval, S. Soldatov, A. Rogister, V. Vershkov, and the TEXTOR-team. Turbulence studies with means of reflectometry at textor. *Nuclear Fusion*, 44:1143, 2004.
- [33] V.A. Vershkov, D.A. Shelukhin, S.V. Soldatov, A.O. Urazbaev, S.A. Grashin, L.G. Eliseev, A.V. Melnikov, and the T-10 team. Summary of experimental core turbulence characteristics in ohmic and electron cyclotron resonance heated discharges in t-10 tokamak plasmas. *Nuclear Fusion*, 45:S203, 2005.

- [34] A. Krämer-Flecken, S. Soldatov, Y. Xu, H. Arnichand, S. Hacquin, R. Sabot, and the TEXTOR-team. Long range correlation properties of quasi coherent modes at textor. *New Journal of Physics*, 17:073007, 2015.
- [35] A. E. White, L. Schmitz, W. A. Peebles, T. L. Rhodes, T. A. Carter, G. R. McKee, M. W. Shafer, G. M. Staebler, K. H. Burrell, J. C. DeBoo, and R. Prater. Simultaneous measurement of core electron temperature and density fluctuations during electron cyclotron heating on diiii-d. *Physics of Plasma*, 17:020701, 2010.
- [36] A. E. White, W. A. Peebles, T. L. Rhodes, C. H. Holland, G. Wang, L. Schmitz, T. A. Carter, J. C. Hillesheim, E. J. Doyle, L. Zeng, G. R. McKee, G. M. Staebler, R. E. Waltz, J. C. DeBoo, C. C. Petty, and K. H. Burrell. Measurements of the cross-phase angle between density and electron temperature fluctuations and comparison with gyrokinetic simulations. *Physics of Plasmas*, 17:056103, 2010.
- [37] J. E. Rice, M. J. Greenwald, Y. A. Podpaly, M. L. Reinke, P. H. Diamond, J. W. Hughes, N. T. Howard, Y. Ma, I. Cziegler, B. P. Duval, P. C. Ennever, D. Ernst, C. L. Fiore, C. Gao, J. H. Irby, E. S. Marmor, M. Porkolab, N. Tsujii, and S. M. Wolfe. Ohmic energy confinement saturation and core toroidal rotation reversal in alcator c-mod plasmas. *Physics of Plasmas*, 19:056106, 2012.
- [38] J. C. Hillesheim, J. C. DeBoo, W. A. Peebles, T. A. Carter, G. Wang, T. L. Rhodes, L. Schmitz, G. R. McKee, Z. Yan, G. M. Staebler, K. H. Burrell, E. J. Doyle, C. Holland, C. C. Petty, S. P. Smith, A. E. White, and L. Zeng. Experimental characterization of multiscale and multifield turbulence as a critical gradient threshold is surpassed in the diiii-d tokamak. *Physics of Plasmas*, 20:056115, 2013.
- [39] A. Diallo, W. Hughes, J. M. Greenwald, B. LaBombard, E. Davis, S-G. Baek, C. Theiler, P. Snyder, J. Canik, J. Walk, T. Golfinopoulos, J. Terry, M. Churchill, A. Hubbard, M. Porkolab, L. Delgado-Aparicio, L. Reinke, M. A. White, and Alcator C-Mod team. Observation of edge instability limiting the pedestal growth in tokamak plasmas. *Phys. Rev. Lett.*, 112:115001, 2014.
- [40] Q. Wang, H. S. Xu, G. N. Wan, B. Y. Ding, S. Y. Guo, H. M. Shao, L. C. Liu, S. Q. Xu, X. E. Wang, N. Yan, V. Naulin, H. Nielsen, A. J. Juul Rasmussen, J. Candy, R. Bravenec, W. Sun, Y. H. Shi, T. F. Liang, Y. R. Chen, W. Zhang, L. Wang, L. Chen, N. Zhao, L. Li, Y. L. Liu, Y. H. Hu, G. and Z Gong, X. New edge coherent mode providing continuous transport in long-pulse h-mode plasmas. *Phys. Rev. Lett.*, 112:185004, 2014.
- [41] T. Golfinopoulos, B. LaBombard, R. R. Parker, W. Burke, E. Davis, R. Granetz, M. Greenwald, J. Irby, R. Leccacorvi, E. Marmor, W. Parkin, M. Porkolab, J. Terry, R. Vieira, S. Wolfe, and Alcator C-Mod team. External excitation of a short-wavelength fluctuation in the alcator c-mod edge plasma and its relationship to the quasi-coherent mode. *Physics of Plasmas*, 21:056111, 2014.
- [42] J. L. Terry D. Brunner E. Davis M. Greenwald J. W. Hughes B. LaBombard, T. Golfinopoulos and Alcator C-Mod Team. New insights on boundary plasma turbulence and the quasi-coherent mode in alcator c-mod using a mirror langmuir probe. *Physics of Plasmas*, 21:056108, 2014.
- [43] I. Cziegler, P. H. Diamond, N. Fedorczak, P. Manz, G. R. Tynan, M. Xu, R. M. Churchill, A. E. Hubbard, B. Lipschultz, J. M. Sierchio, J. L. Terry, and C. Theiler. Fluctuating zonal flows in the i-mode regime in alcator c-mod. *Physics of Plasmas*, 20:055904, 2013.
- [44] Private communication with V.A. Vershkov. 2014.
- [45] A. G. Peeters. Reduced charge state equations that describe pfirsch schliter impurity transport in tokamak plasma. *Physics of Plasmas*, 7:268, 2000.
- [46] A. Lebschy, R. M. McDermott, B. Geiger, M. Cavedon, M. G. Dunne, R. Dux, R. Fischer, E. Viezzer, and the ASDEX Upgrade Team. Indirect measurement of the poloidal rotation in the core of asdex upgrade plasmas with cxrs. 42nd EPS Conference on Plasma Physics, Lisbon, Portugal,

- 2015.
- [47] G. Horning, F. Clairet, G. L. Falchetto, R. Sabot, H. Arnichand, and L. Vermare. Turbulence correlation properties measured with ultrafast sweeping reflectometry on tore supra. *Plasma Physics and Controlled Fusion*, 55:125013, 2013.
- [48] A. Medvedeva, C. Bottureau C., F. Clairet, G.D. Conway, S. Heuraux, D. Molina, Stroth U., and the Asdex-upgrade Team. Density fluctuation measurements with an ultra-fast-swept reflectometer in asdex-upgrade. 12th International Reflectometry Workshop (IRW12), FZ-Jülich, Germany, 2015.
- [49] P. Maget, F. Imbeaux, G. Giruzzi, V.S. Ushintsev, G.T.A. Huysmans, J.-L. Sgui, M. Goniche, Ph. Moreau, R. Sabot, and X. Garbet. Temperature oscillating regimes in tore supra diagnosed by mhd activity. *Nuclear Fusion*, 46:797, 2006.
- [50] F. Zonca, P. Buratti, A. Cardinali, L. Chen, J.-Q. Dong, Y.-X. Long, A.V. Milovanov, F. Romanelli, P. Smeulders, L. Wang, Z.-T. Wang, C. Castaldo, R. Cesario, E. Giovannozzi, M. Marinucci, and V. Pericoli Ridolfini. Electron fishbones: theory and experimental evidence. *Nuclear Fusion*, 47:1588, 2007.
- [51] Z.O. Guimarães Filho, D. Elbeze, R. Sabot, D. Molina, J.L. Segui, C. Nguyen, J. Decker, P. Maget, A. Merle, X. Garbet, N. Dubuit, and S. Benkadda. Energetic particle driven magnetohydrodynamic instabilities during relaxation cycles in tore supra. *Plasma Physics and Controlled Fusion*, 53:074012, 2011.
- [52] A. Merle, J. Decker, Xavier X. Garbet, R. Sabot, Z. Guimaraes-Filho, and T. Nicolas. Stability of the electron-driven fishbone mode. *Physics of Plasma*, 19:072504, 2012.
- [53] Z.O. Guimarães Filho, S. Benkadda, D. Elbeze, A. Botrugno, P. Buratti, G. Calabró, J. Decker, N. Dubuit, X. Garbet, P. Maget, A. Merle, R. Pucella, G. and Sabot, A.A. Tuccillo, and F. Zonca. Electron fishbones in ftu and tore supra tokamaks. *Nuclear Fusion*, 52:094009, 2012.
- [54] B. B. Kadomtsev and O. P. Pogutse. Plasma instability due to particle trapping in a toroidal geometry. *Soviet Physics JETP*, 24:1734, 1967.
- [55] Y. G. Li, Ph. Lotte, W. Zwingmann, C. Gil, and F. Imbeaux. Efit equilibrium reconstruction including polarimetry measurements on tore supra. *Fusion Science and Technology*, 59:397, 2011.
- [56] J. Citrin, H. Arnichand, C. Bourdelle, J. Bernardo, X. Garbet, S. Hacquin, and R. Sabot. Progress in understanding quasi-coherent modes through gyrokinetic simulation. Joined US-EU TTF workshop, Culham, United Kingdom, 2014.