

Spin Flips and Precession in Black-Hole-Binary Mergers

Manuela Campanelli,^{1,2} Carlos O. Lousto,¹ Yosef Zlochower,¹ Badri Krishnan,³ and David Merritt^{4,2}

¹*Center for Gravitational Wave Astronomy, Department of Physics and Astronomy,
The University of Texas at Brownsville, Brownsville, Texas 78520*

²*Center for Computational Relativity and Gravitation,
School of Mathematical Sciences, Rochester Institute of Technology,
78 Lomb Memorial Drive, Rochester, New York 14623*

³*Max-Planck-Institut für Gravitationsphysik, Albert-Einstein-Institut, Am Mühlenberg 1, D-14476 Golm, Germany*

⁴*Department of Physics, 85 Lomb Memorial Drive,
Rochester Institute of Technology, Rochester, NY 14623*

(Dated: January 2, 2007)

We use the ‘moving puncture’ approach to perform fully non-linear evolutions of spinning quasi-circular black-hole binaries with individual spins unaligned with the orbital angular momentum. We evolve configurations with the individual spins (parallel and equal in magnitude) pointing in the orbital plane and 45-degrees above the orbital plane. We introduce a technique to measure the spin direction and track the precession of the spin during the merger, as well as measure the spin flip in the remnant horizon. The former configuration completes 1.75 orbits before merging, with the spin precessing by 98-degrees and the final remnant horizon spin flipped by ~ 72 -degrees with respect to the component spins. The latter configuration completes 2.25 orbits, with the spins precessing by 151-degrees and the final remnant horizon spin flipped ~ 34 -degrees with respect to the component spins. These simulations show for the first time how the spins are reoriented during the final stage of binary black hole mergers verifying the hypothesis of the spin-flip phenomenon. We also compute the track of the holes before merger and observe a precession of the orbital plane with frequency similar to the orbital frequency and amplitude increasing with time.

PACS numbers: 04.25.Dm, 04.25.Nx, 04.30.Db, 04.70.Bw

I. INTRODUCTION

There is widespread interest in understanding the dynamics of the last orbital stages of generic black-hole binaries (i.e. binaries with randomly aligned spins and unequal masses). These last few orbits before the binaries merge involve highly-nonlinear gravitational interactions leading not only to large amounts of gravitational radiation leaving the systems, but also to intricate coupling effects, particularly those involving the spins of the two component black holes. Questions of how the black holes orient their spins with respect to the (instantaneous) orbital plane and the extent to which the black holes spin-up during last orbital stages are of great astrophysical interest. Spinning black holes are believed to be the engines of active galactic nuclei and quasars; the efficiency with which infalling matter is converted into radiation depends on the energy of the innermost stable orbit and is greatest for rapidly-spinning holes [1, 2]. The energetic jets observed in many AGN and stellar-mass accreting systems are believed to be launched perpendicularly to the inner accretion disk, hence parallel to the spin axis of the accreting hole [3]. Changes in the spin direction are therefore potentially observable. A number of active galaxies exhibit semi-periodic deviations of the jet directions from a straight line [4], suggestive of precession of the accretion disk around the jet-emitting hole or geodesic precession of the larger hole, either of which might be driven by torques from a second orbiting black hole [5, 6]. About 15 radio galaxies show jets with apparently abrupt

changes in jet direction, forming X-shaped patterns [7, 8]. Some models [9, 10] attribute the X shapes to a sudden re-orientation of the spin axis of the larger hole as it accretes the smaller hole. Fossil evidence that such re-orientations were common in the past is observed in the nearly random jet directions of Seyfert galaxies [11, 12].

In the generic case, inspiral of a binary black hole should induce first a precession, then a flip, in the direction of the spin axis of either hole [13]. Unless the mass ratio is extreme, the final spin orientation is dominated by the orbital angular momentum of the binary, implying substantial re-orientation as long as the spin- and orbital angular momenta are initially mis-aligned [9].

Aside from their astrophysical interest, black-hole binaries are one of the primary targets of the earth-based gravitational wave observatories, such as LIGO [14], VIRGO [15], GEO600 [16], etc. These detectors are operating at unprecedented sensitivities. In particular, the LIGO interferometers are currently taking data at their design sensitivities. The initial LIGO interferometers might be able to observe two $20M_{\odot}$ inspiralling black holes out to a distance of more than 100Mpc, and advanced LIGO could see the same event up to a cosmological redshift of $z \approx 0.4$ [17]. Predicted black-hole-binary gravitational waveforms will not only be of great help for the detection of this radiation using matched filtering techniques, but will also be essential for the interpretation of the signals, determination of the event rates, and extraction of astrophysical parameters. This will be especially important for the next generation of ground and space-based detectors, such as LISA [18, 19] which should

observe gravitational wave bursts from the mergers of supermassive black holes in the centers of galaxies out to very high redshifts.

Simulations of the last orbital stages of black-hole binaries require solving the fully-nonlinear General Relativity field equations numerically on supercomputers. However, solving these non-linear equations proved to be quite difficult and the problem remained unsolved for over thirty years. However, last year two independent techniques were developed that broke through the barrier of the numerical instabilities to produce spectacular results. In 2005 these two approaches were used to generate the gravitational waveforms from the last orbit of non-spinning, equal-mass black-hole binaries. The first technique, which was developed by Pretorius [20], used a second-order formulation of the General Relativity field equations in a generalized harmonic gauge (GHG), along with singularity excision in the interior of the horizons, adaptive mesh refinement (AMR) on a compactified space, and the addition of constraint damping terms to the evolution equation. The second successful approach was developed a few months later by our group at UTB [21] and independently by the Numerical Relativity group at NASA/Goddard [22]. This latter method uses a mixed first-and-second-order formulation of the General Relativity field equations known as BSSN system, in combination with the puncture formalism (without the need for singularity excision). This technique differs from previous work with punctures in that the punctures are not fixed on the grid. In both versions of this ‘moving puncture’ approach modifications to the standard 1+log lapse and Gamma-driver shift conditions were introduced.

Most of the groups in numerical relativity have now implemented one of the two approaches; the ‘moving puncture’ technique being the more popular. Given its technical simplicity and flexibility, this latter approach has been used to produce several interesting results ranging from the original simulations of non-spinning equal-mass binaries [23, 24, 25, 26] to spinning equal-mass binaries [27, 28] and non-spinning unequal-mass binaries [29, 30, 31]. Notably, the moving puncture technique has recently also been successfully implemented in the case of neutron-star—black-hole-binaries [32, 33], thus extending the impact of the technique on the numerical/astrophysical relativity community. Noteworthy, the GHG approach has also been successfully used to study eccentric orbits in black-hole binaries with equal-mass and small corotation spins [24]. A generalized harmonic form of Einstein’s equations has also been successfully used together with a dual coordinates method to evolve binary black-hole spacetimes for several orbits prior merger [34].

Alongside this impressive progress in computational and experimental relativity, the last few years have also seen significant mathematical progress in our understanding of black holes in full non-linear general relativity. There is now a better understanding of the geometry and dynamics of trapped and marginally trapped surfaces

using the quasi-local notions of trapping [35], isolated [36] and dynamical horizons [37]. Isolated horizons describe black holes in equilibrium in non-stationary spacetimes, and trapping and dynamical horizons describe the general time-dependent case. The applications of these ideas to classical, and quantum black hole physics are too numerous to be described here, and we refer to [38, 39, 40] for reviews and a more complete set of references. For our present purposes, we are mostly interested in calculating the angular momentum of an (approximately) axisymmetric horizon. The calculation of angular momentum for isolated horizons is carried out using Hamiltonian methods as described in [41, 42, 43]. The analogous Hamiltonian calculation for non-stationary trapping and dynamical horizons is given in [44]. Conservation and balance laws describing how the horizon mass and angular momentum change in response to infalling matter/radiation are found in [45, 46, 47, 48]. The calculation of the magnitude of black hole spin angular momentum tailored to numerical relativity is presented in [49] and more recently, [50] considers higher mass and angular momentum multipole moments. In this paper we use this formalism primarily to compute the direction and magnitude of the spin angular momentum vector.

In a previous paper we reported the first fully-nonlinear studies of highly-spinning black-hole binaries [28], where we found that the spin can profoundly affect the orbital dynamics of the last pre-merger stages. In Ref. [28] we studied cases where the spins were aligned or counter aligned with the orbital angular momentum. As a result of the spin-orbit coupling the merger times dramatically changed with respect to the non-spinning case. For example, for initial data corresponding to a quasi-circular orbit with period $T \sim 125M$ and orbital frequency $\omega = 0.05/M$, the non-spinning holes would orbit twice before merging into a single horizon, while the spinning holes aligned with the orbital angular momentum and spinning at a rate $s/m^2 = 0.75$ would orbit three times before merger. The anti-aligned spinning holes with specific spins $s/m^2 = -0.75$ would only complete one orbit before the common event horizon formed. These results can be summarized by a linear fit to the Richardson extrapolated merger times t_{CAH} (formation time of the first common apparent horizon) of the most accurate runs with $s/m^2 = 0.0$, $s/m^2 = 0.1$, and $s/m^2 = -0.757$ (see Refs. [27, 28])

$$\frac{t_{CAH}}{M} = (172 \pm 1) + (40 \pm 2) \mathcal{S}, \quad (1)$$

where $\mathcal{S} \equiv (s_1/m_1^2 + s_2/m_2^2)_I$. Note that extrapolating to maximally spinning holes gives a merger time (from orbital $\omega = 0.05/M$) of $87M$ and $255M$ for anti-aligned and aligned spins respectively.

Extrapolation to maximally rotating black holes aligned with the orbital angular momentum leads to remnant black holes having a sub-maximal specific rotation parameter $a/m < 0.95$ which implies one cannot generate extreme rotating black holes or violate the cosmic

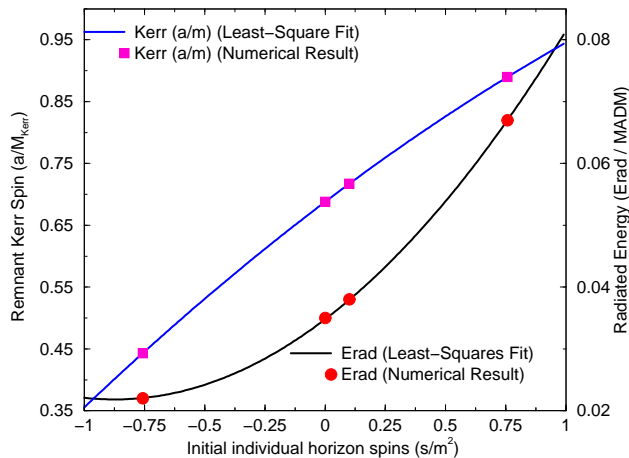


FIG. 1: A linear-least squares fit of the remnant Kerr spin parameter (left y -axis) and radiated energy (right y -axis) for the merger of equal-mass equal-spin binaries with spins pointing along (or in the opposite direction to) the orbital angular momentum. The fits have the functional form $y = c_0 + c_1(s/m^2) + c_2(s/m^2)^2$.

censorship hypothesis starting from orbiting black holes (see Fig. 1).

A quadratic fit to the remnant black hole of the merger of aligned or anti-aligned spinning holes produces

$$(a/M_H)|_R = 0.6879 + 0.1476 (\mathcal{S}) - 0.00935 (\mathcal{S})^2, \quad (2)$$

while a fit to the energy radiated versus the initial individual spins yields

$$\frac{E_{rad}}{M} = 0.0348 + 0.01485 (\mathcal{S}) + 0.00425 (\mathcal{S})^2, \quad (3)$$

While we expect more simulations of spinning black holes for other values of the individual spins and with even higher accuracy will give improved fits, Eqs. (1)-(3) already provide valuable information for data analysts and for theoreticians modeling the merger of spinning black-hole binaries with post-Newtonian or ‘Kludge’ waveforms [51].

This differential orbital dynamics in turn also notably changes waveforms (see Figs. 1-3 in Ref. [28]).

We then explored changes in the magnitude of the spin due to tidal effects in binaries and the transfer of orbital angular momentum to spin and *vice versa* [27]. Those studies concluded that it is very unlikely that black-hole binaries become tidally locked in a corotating state during the last orbital stages. We considered two representative cases, one starting with initially non-spinning black holes and tracked the spin-up during the last two orbits before merger. The second simulation began with the binary in an instantaneously corotating state at the same starting point and again tracked the spin-up of the individual holes. In both cases the spin-up was two orders of

magnitude smaller than that needed to lock the binary into a corotating state.

Since corotation implies both that the spin directions are aligned with the orbital angular momentum and that the horizon frequency (the horizon frequency is the angular speed of locally-non-rotating observers as they pass through the horizon, as seen by stationary observers at infinity) is equal to the orbital frequency, it is interesting to study how strongly a system with spins initially not aligned with the orbital angular momentum is driven towards spin-orbit alignment.

If the spins of the two black holes are not aligned with the total angular momentum, then the spin and orbital angular momenta will precess about the total angular momentum. Precession of the spin of the holes is produced by spin-orbit coupling and the spin-spin coupling. This effect has been studied in several papers by means of the Post-Newtonian expansion [52, 53]

$$\frac{d\vec{S}_i}{dt} = \frac{1}{r^3} \left\{ (\vec{L}_N \times \vec{S}_i) \left(2 + \frac{3m_j}{2m_i} \right) - \vec{S}_j \times \vec{S}_i + 3(\hat{n} \cdot \vec{S}_j) \hat{n} \times \vec{S}_i \right\}, \quad (4)$$

where $\vec{L}_N \equiv \mu(\vec{x} \times \vec{v})$ is the Newtonian orbital angular momentum, $\vec{x} \equiv \vec{x}_1 - \vec{x}_2$, $r \equiv |\vec{x}|$, $\vec{v} = d\vec{x}/dt$, $\hat{n} \equiv \vec{x}/r$, $m = m_1 + m_2$, $\mu \equiv m_1 m_2 / m$, $\eta \equiv \mu / m$, $\vec{S} \equiv \vec{S}_1 + \vec{S}_2$, an over-dot denotes d/dt , and the j subscript denotes the other hole. Since the time derivative of the individual spin of the holes has the form $\dot{\vec{S}}_i = \vec{\Omega} \times \vec{S}_i$ this implies that the magnitude of each individual spin is conserved and only its direction will continuously change in time and rotate at a precession frequency given by

$$\vec{\Omega}_i = \frac{1}{r^3} \left\{ \left(2 + \frac{3m_1}{2m_2} \right) \vec{L}_N - \vec{S}_j + 3(\hat{n} \cdot \vec{S}_j) \hat{n} \right\}. \quad (5)$$

Both the spin and orbital planes precess. This is due to the fact that, if the radiated angular momentum is neglected, the total angular momentum $\vec{J} = \vec{L} + \vec{S}$ is conserved. Hence the $\dot{\vec{L}} = -\dot{\vec{S}}$. Thus the orbital plane will precess at the same frequency as the total spin. The gravitational radiation reaction effect will generate a net loss of J that will actually produce an increase in the amplitude of the spin and orbital oscillations since the black holes will get closer; magnifying the spin-orbit coupling. In this paper, we go beyond the Post-Newtonian expansion and study these effects using a full numerical evolutions.

The relevance of precessing spinning-black-hole binaries to data analysis has been stressed in several papers using the post-Newtonian templates. ‘Spiky’ templates have been considered to detect moderate massive galactic binaries in [54, 55, 56]. Detection and post-Newtonian dynamics in precessing binaries have also been extensively discussed in [51, 57, 58, 59, 60, 61], and the relevance to LISA observations have been discussed in [62].

This paper is organized as follows. In Sec. II we describe the techniques used to evolve the binary and measure the horizon spins. In Sec. III we describe the initial data parameters for the binary configurations mentioned in the remainder of the text. In Sec. IV we give a detailed description of the new results regarding spin and orbit precession. Finally in Sec. V we discuss some of the implications of our results.

II. TECHNIQUES

We use the Brandt-Brügmann puncture approach [63] along with the TWOPUNCTURES [64] and BAM_ELLIPTIC [65] thorns to compute initial data. In this approach the 3-metric on the initial slice has the form $\gamma_{ab} = (\psi_{BL} + u)^4 \delta_{ab}$, where ψ_{BL} is the Brill-Lindquist conformal factor, δ_{ab} is the Euclidean metric, and u is (at least) C^2 on the punctures. The Brill-Lindquist conformal factor is given by $\psi_{BL} = 1 + \sum_{i=1}^n m_i / (2r_i)$, where n is the total number of ‘punctures’, m_i is the mass parameter of puncture i (m_i is *not* the horizon mass associated with puncture i), and r_i is the coordinate distance to puncture i . In all cases below, we evolve data containing only two punctures with equal puncture mass parameters, and we denote this puncture mass parameter by m_p . We evolve these black-hole-binary data-sets using the LAZEV [66] implementation of the moving puncture approach [21, 22]. In our version of the moving puncture approach [21] we replace the BSSN [67, 68, 69] conformal exponent ϕ , which has logarithmic singularities at the punctures, with the initially C^4 field $\chi = \exp(-4\phi)$. This new variable, along with the other BSSN variables, will remain finite provided that one uses a suitable choice for the gauge. An alternative approach uses standard finite differencing of ϕ [22]. Note that both approaches have been used successfully by several other groups [29, 30, 32, 70, 71, 72].

We obtain accurate, convergent waveforms and horizon parameters by evolving this system in conjunction with a modified 1+log lapse, a modified Gamma-driver shift condition [21, 73], and an initial lapse $\alpha \sim \psi_{BL}^{-4}$. The lapse and shift are evolved with $(\partial_t - \beta^i \partial_i) \alpha = -2\alpha K$, $\partial_t \beta^a = B^a$, and $\partial_t B^a = 3/4 \partial_t \tilde{\Gamma}^a - \eta B^a$. These gauge conditions require careful treatment of χ near the puncture in order for the system to remain stable [21, 23, 72]. In Ref. [74] it was shown that this choice of gauge leads to a strongly hyperbolic evolution system provided that the shift does not become too large. For our version of the moving puncture approach, we find that the product $\alpha \tilde{A}^{ij} \partial_j \phi$ initially has to be C^4 on the puncture. In the spinning case, \tilde{A}^{ij} is $O(r^3)$ on the puncture, thus requiring that $\alpha \propto r^3$ to maintain differentiability. We therefore choose an initial lapse $\alpha(t=0) = 2/(1 + \psi_{BL}^4)$ which is $O(r^4)$ and C^4 on the puncture and reproduces the isotropic Schwarzschild lapse at large distances from the horizons. The initial values of β^i and B^i are set to

zero.

Hannam et. al. [71] examine the smoothness of the evolved fields at late times at the puncture. They find that, in the case of Schwarzschild, χ transitions from an initially C^4 field to a C^2 field at late times. Although we require that the fields are initially C^4 , this late-time drop in smoothness does not appear to leak out of the horizon (which is consistent with the analysis in [71]).

We use a ‘multiple transition’ fisheye transformation [23] to push the boundaries to $200M$, while maintaining a resolution of up to $M/30$ in the central region.

We measure the magnitude S of the angular momentum of the horizons using our implementation of the algorithm detailed in [49]. The magnitude of the horizon spin is given by

$$S = \frac{1}{8\pi} \oint_{AH} (\varphi^a R^b K_{ab}) d^2V \quad (6)$$

where φ^a is an approximate Killing vector on the horizon, K_{ab} is the extrinsic curvature of the 3D-slice, d^2V is the natural volume element intrinsic to the horizon, and R^a is the outward pointing unit vector normal to the horizon on the 3D-slice; the sign of φ^a is chosen so that S is positive. This algorithm for calculating S was initially meant to be applied to the case when the individual black holes are modeled as axisymmetric isolated horizons, which is valid when the two black holes are sufficiently far away from each other. The isolated horizon formalism is generalized to the dynamical case through the notion of a dynamical horizon [45], and the formula for S remains valid under this generalization.

Turning now to the direction of the spin angular momentum vector, we first note that, in general, it seems difficult to assign a unique coordinate independent 3-vector \vec{S} to a spinning horizon. For example, we could take a normal Kerr spacetime and slice it non-axisymmetrically so that it becomes difficult to assign a spin 3-vector \vec{S} to the black hole on these distorted 3D-slices. There is however a generalization which works. To see this, first note that *every* smooth cross section (with complete S^2 topology) of a Kerr horizon is axisymmetric, no matter how distorted this cross-section is. This may seem somewhat surprising at first glance, but it is a straightforward consequence of the fact that the null generators of the Kerr horizon have vanishing expansion, shear and twist; the axial symmetry vector projects to a symmetry of the 2-geometry of the cross-section. Thus there exists a symmetry vector φ^a on this cross-section. The poles of the horizon are then defined to be the points where the axial symmetry vector φ^a vanishes. From a spacetime perspective, the locus of points on the Kerr horizon defined by $\varphi^a = 0$ is a coordinate and gauge independent notion. These considerations remain valid on every axisymmetric isolated horizon. As long as we have a suitable axial vector, we can similarly define the poles even for dynamical and trapping horizons. The poles exist whenever we can assign a (possibly approximate) axial symmetry vector φ^a on the horizon. Of course, when the horizons become

extremely distorted, it might happen that it is no longer approximately axisymmetric, or the axial vector might have more than two poles. In such extreme cases, this would not work. But we shall see through our numerical simulations that there is a significant dynamical regime where exactly 2 poles exist, and these problems do not arise.

Given the location of the two poles on the horizon, how do we assign a 3-vector to them, and thereby obtain all the components of the spin vector \vec{S} ? An obvious starting point would be to use the unit normal vector R^a at the poles. This would not give a unique answer in the absence of reflection symmetry. Alternatively, we could consider the curl of φ^a suitably averaged over the horizon. However, even if we could successfully assign such a 3-vector uniquely, it is not clear in general how this vector should be compared with the spin 3-vector calculated at spatial infinity. This could be done in spacetimes with global axisymmetry, but this is not available to us in the present case. In the absence of a solution to this problem, we simply define the direction of the spin to be the Euclidean unit-norm vector tangent to the coordinate line joining the two poles. The spin-vector \vec{S}_{IH} is then equal to this Euclidean unit-norm vector multiplied by the Isolated Horizon spin obtained from Eq. (6). The definition of \vec{S} might need to be further refined, however it seems to be satisfactory for our purposes. This definition of the spin vector reproduces the Bowen-York spin parameters on the initial slice, and should remain reasonable as long as the coordinates do not become too distorted. In addition to using the Killing vector φ^a , we also found it useful to define angular momenta with the flat space coordinate rotational killing vectors $\varphi_x^a = (0, -z, y)$, $\varphi_y^a = (z, 0, -x)$, $\varphi_z^a = (-y, x, 0)$. We can then obtain the coordinate-base spin vector $\vec{S}_{\text{coord}} = (S_x, S_y, S_z)$ by applying the three coordinate rotational vectors to Eq. (6) (i.e. $S_x = \frac{1}{8\pi} \oint_{AH} (\varphi_x^a R^b K_{ab}) d^2V$). This definition of the spin direction reproduces the Bowen-York spin parameters on the initial slice as well, and produces reasonable results at later times for the gauges used here. (Of course this latter coordinate based calculation will not yield an accurate evaluation of the spin direction or magnitude for more general gauges, while the former approximate Killing vector calculation will produce accurate spin magnitudes for generic gauges.) In both cases the spin magnitude is the Euclidean norm of the 3-vector \vec{S} .

We solve for the approximate Killing vector field φ^a on the horizon using standard spherical-polar coordinates. In these coordinates the Killing vector is obtained with highest accuracy when its poles are aligned with the coordinate poles of the (θ, ϕ) coordinates. To make the calculation as accurate as possible, we find the minimum of $\varphi^a \varphi_a$ in the northern hemisphere and then rotate the angular coordinates so that the new north pole is aligned with the minimum of $\varphi^a \varphi_a$. We then re-calculate φ^a to

obtain a more accurate location of the minimum and iterate until the new minimum of $\varphi^a \varphi_a$ lies on the north pole. There is a complication in the above procedure in that we cannot calculate φ^a on the coordinate poles themselves. In practice we stop iterating when the minimum of $\varphi^a \varphi_a$ lies within 2 angular grid-points of the coordinate pole. The spin-direction associated with the minimum of $\varphi^a \varphi_a$ therefore cannot be obtained with higher precision than a few angular grid sizes. It might be possible to improve the accuracy by considering multiple patches on the horizon to avoid the coordinate singularity, or to use a spectral decomposition.

The configurations discussed in this paper contain either PI-symmetry, i.e. $(x, y, z) \rightarrow (-x, -y, z)$, or parity symmetry, i.e. $(x, y, z) \rightarrow (-x, -y, -z)$. We exploit these two symmetries to reduce the grid size by a factor of 2. The zero-spin and (anti-)aligned spin binaries have the additional symmetry $(x, y, z) \rightarrow (x, y, -z)$. We implement the parity symmetry boundary conditions using a locally modified version of the PI-symmetry boundary thorn kindly provided to us by Erik Schnetter.

III. INITIAL CONFIGURATIONS

We study two configurations of non-aligned-spin binaries with parallel spins (equal in magnitude) that exhibit spin and orbital-plane precession, as well as spin-flips of the remnant horizon spin with respect to the individual horizon spins. We choose configurations where the binary separation is small enough that the spin-orbit coupling is large, but large enough that the binaries complete at least ~ 1.75 orbits before merging. The first configuration, which we denote with SP3 starts with the spins aligned along the initial orbital plane. This can be interpreted as a binary in which one black hole orbits about the pole of the second black hole. The second configuration, which we denote with SP4, starts with the spins pointing 45° above the initial orbital plane, corresponding to a binary in which infall occurs initially along a plane tilted with respect to both spins. In both cases the masses and spins of the two holes are parallel and equal in magnitude. Setting the two spins equal ensures that the system is parity-symmetric, but still is generic enough to display both spin and orbital plane precession as well as a spin-flip in the direction of the orbital angular momentum. The initial data parameters for these two configurations, which were obtained using the 3PN equations of motion, are given in Table I. We also report the initial-data parameters for the previously studied aligned ($S++$, SC), anti-aligned ($S--$), and non-spinning binaries ($S0$). The PN data provides the puncture location, momenta, and spins. We complete the data by choosing puncture mass parameters (equal for the two punctures) such that the total ADM mass of the system is 1.

TABLE I: Initial data for quasi-circular, equal-mass black-hole binaries. The binaries have an ADM mass of $(1.0000 \pm 0.0005)M$, with orbital frequency $M\Omega$ fixed to 0.500, and initial proper separations l . The punctures are located at $(\pm X, 0, 0)$, with mass parameter m_p , momentum $(0, \pm P, 0)$, spin angular momentum $(0, S_y, S_z)$, and specific spin a/m (m is the horizon mass).

Name	S_y/M^2	S_z/M^2	X/M	P/M	J/M^2	a/m	l/M	m_p/M
SP3	0.128725	0	3.276347	0.133587	0.91243	0.5013	10.20	0.43025
SP4	0.091198	0.091198	3.179908	0.1314406	1.03454	0.5007	9.94	0.43037
S0	0.0	0.0	3.280	0.1336	0.876	0.0	10.01	0.4848
SC	0.0	0.025757	3.2534	0.1330	0.917	0.1001	9.93	0.4831
S + +	0.0	0.1939	3.0595	0.1291	1.1778	0.757	9.27	0.3344
S - -	0.0	-0.1924	3.465	0.1382	0.5729	-0.757	10.3	0.3344

IV. RESULTS

We evolved the SP3 configuration using central resolutions of $h = M/22.5$, $h = M/25$, and $h = M/30$; with grid-sizes of $576^2 \times 288$, $640^2 \times 320$, and $768^2 \times 384$ respectively. We used ‘multiple transition’ fisheye transformation [23] to place the outer boundaries at $200M$; far enough away that boundary effects do not interfere with the orbital dynamics of the system. In addition, we also evolved the SP4 configuration with a central resolution of $h = M/25$, a grid size of $640^2 \times 320$, and outer boundary at $200M$.

Figures 2 and 3 show the puncture trajectory and horizon-spin direction along this track for the SP3 configuration (the latter suppressing the z -direction). Note that the scale of the z -axis in Fig. 2 is 1/10th that of the x and y axes. From the plots one can clearly see the orbital plane precess out of the equatorial plane, as well as the spin axis rotating by approximately 90° in the xy plane during the course of the merger. The spins are initially aligned along the y -axis, but at merger they show both a significant z -component and an approximate 90° rotation to the $-x$ -axis. Precession occurs in the plane perpendicular to the total angular momentum. We thus define the total precession angle Θ_p as

$$\cos \Theta_p = \frac{\vec{S}_M \cdot \vec{S}_I - (\hat{J}_0 \cdot \vec{S}_M)(\hat{J}_0 \cdot \vec{S}_I)}{\sqrt{[S_M^2 - (\hat{J}_0 \cdot \vec{S}_M)^2][S_I^2 - (\hat{J}_0 \cdot \vec{S}_I)^2]}}, \quad (7)$$

where \vec{S}_I is the initial spin of the individual horizons, \vec{S}_M is the spin of the individual horizons at the merger time, and \vec{J}_0 is the initial total angular momentum of the system. The individual horizon spins at the merger are $\vec{S}_{\text{coord}} = (-0.121 \pm 0.002, -0.007 \pm 0.003, 0.037 \pm 0.003)$ (we use the coordinate based measure of the spin at the merger because the calculation of S_{IH} is not accurate when the black holes are this close together; see comments below). Hence the total precession angle for the SP3 configuration is 98° . Note that there is no discernible correlation between the orientation of the projected horizon and the projected spin direction.

In Fig. 4 we show the coordinate (\vec{S}_{coord}) and Killing vector based (\vec{S}_{IH}) calculation of the spin components

versus time. \vec{S}_{IH} displays a step-function-like behavior due to the difficulty in finding the poles (i.e. the zeroes of $\varphi^a \varphi_a$) in the Killing vector accurately. As discussed above, the Killing vector calculation is most accurate when its poles are located at the coordinate poles of the (θ, ϕ) coordinates on the horizon. However, the difficulty in calculating the Killing vector itself near the coordinate poles introduces an uncertainty in the location of the Killing vector poles. We also stress that the direction associated with the location of the two poles of the Killing vector is coordinate dependent. From the figure we see that the x -and- y -components of \vec{S}_{IH} oscillates about the much more regular x and y components of \vec{S}_{coord} , while the z -component of \vec{S}_{IH} is consistently larger than the z -component of \vec{S}_{coord} . The calculation of S_{IH} (and hence \vec{S}_{IH}) breaks down prior to the merger when the horizons get too close (and hence the mutual tidal distortions destroy the approximate axial symmetry). \vec{S}_{coord} , however, continues to produce reasonable results through the merger. Thus, it is \vec{S}_{coord} that shows the clear rotation of the spin from the y -axis to the x -axis at the merger. Note that the uncertainties in the spin directions do not correspond to uncertainties in the magnitudes of the spin. For the Killing vector based calculation \vec{S}_{IH} , it is the spin magnitude that is determined with high accuracy. Figure 5 shows between third and fourth-order convergence of the components of \vec{S}_{coord} from the three resolutions (the third-order error may be due to third-order errors leaking out of the puncture as well as third-order errors from the horizon calculations), while Fig. 6 shows the value of the z -component of the specific spin S_z/m^2 (where m is the horizon mass) based on the z -component of \vec{S}_{IH} for the three resolutions. In this latter figure the curves have been translated. (A convergence plot of \vec{S}_{IH} would not be meaningful because the size of the step discontinuities in \vec{S}_{IH} are larger than the differences in the spin direction with resolution.) For the z -component of the spin, we expect that, given the lack of significant oscillations plaguing the x and y components, \vec{S}_{IH} gives a better measurement than the more highly coordinate-dependent \vec{S}_{coord} . The spin-up of the z -component of the specific spin by 0.16 is ten times larger than the analogous spin-ups of about

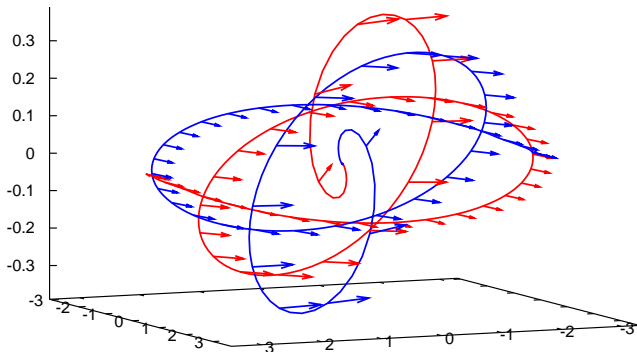


FIG. 2: The puncture trajectories along with spin direction (every $4M$) for the SP3 configuration for the $M/30$ resolution run. The spins are initially aligned along the y -axis, but rotate by $\sim 90^\circ$ during the 1.25 last orbits and also acquire a non-negligible z -component. Note that the z -scale is 1/10th the x and y scale.

0.01 seen in the zero-spin (S0) and aligned-spin (SC) configurations (see [27]). However, as can be seen in Fig. 4, the spin magnitude does not increase significantly. Thus this spin-up in the z -direction is not equivalent to the spin-up observed in the case of the aligned-spin and non-spinning binaries. In those cases the spin-up involved an increase in the spin magnitude, while here it primarily involves a rotation of the spin vector out of the xy plane. This rotation of the spin out of the xy plane follows the post-Newtonian predictions of Eq. (4).

In Fig. 7 we plot the x and y components of the spin as a function of the z component for both the Post-Newtonian predicted spins (using numerical tracks) and the numerically determined spins. Plotting the data in this manner removes the ambiguity of assigning the appropriate Post-Newtonian time to the numerical time coordinate on the horizon. The qualitative behavior of the spin in our numerical simulation is consistent with the post Newtonian spin for most of the evolution (smaller values of S_z).

The puncture trajectories are third-order convergent as is demonstrated in Fig. 8. The x -component of the track appears to show poorer convergence between $t = 10M$ and $t = 60M$ but this is likely due to the coarseness of the grid. Note that the trajectories are calculated by integrating $\partial_t x^a = -\beta^a$ at the location of the punctures. The curve is expected to converge to lower order because the shift is not smooth on the puncture (see [71] for a discussion on the behavior of the evolved fields at the punctures). However, as is shown below, the Hamiltonian constraint violation also shows third-order convergence, which indicates that lower-order convergent effects leak out of the puncture. These lower-order errors are likely not observed in the waveform (see below) because of a larger fourth-order error term dominating the third-order error terms at these resolutions.

The final remnant horizon for the SP3 configuration

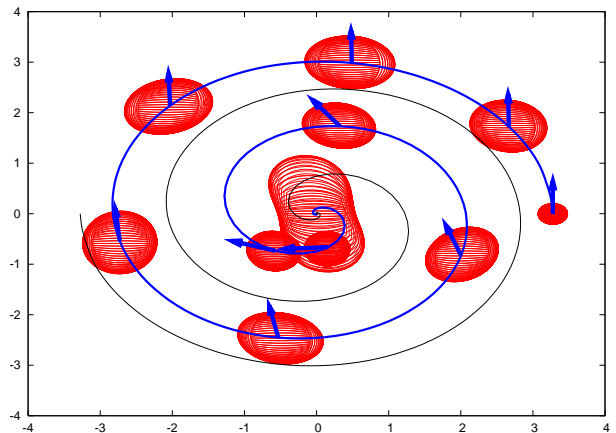


FIG. 3: The projection of puncture trajectories and spin for the SP3 configuration onto the xy plane along with the individual apparent horizons for the $M/30$ run. The horizons and spins are shown at $t = 0, 20M, 40M, \dots, 160M, 164M$. The first common horizon (also shown) formed at $t = 164.2M$. The spins are initially aligned along the y -axis but rotate by $\sim 90^\circ$ during the last 1.25 orbits. The spin of the second black hole (not shown) is equal to the first.

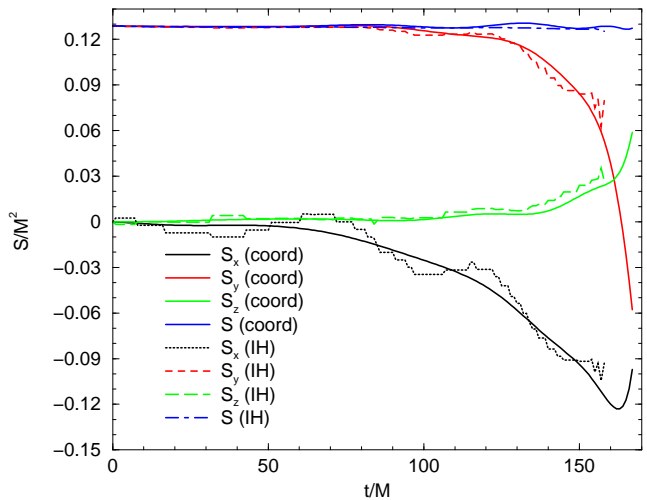


FIG. 4: The spin components and magnitude versus time for the SP3 configuration as calculated using the coordinate rotational vectors (coord) and the poles of the approximate Killing vector (IH) for the $M/30$ resolution. The calculation of the approximate Killing vector breaks down near the merger (which occurs at $t = 164.2$), but the purely coordinate based calculation continues to produce reasonable results. Note that the direction obtained from the Killing vector oscillates about the coordinate based direction. Also note the spin has just rotated by 90° in the xy plane at the time of merger. The spin magnitude remains essentially constant throughout the merger phase. The magnitude of the spin calculated from the Killing vector is coordinate invariant and, unlike the spin direction, is expected to be more accurate than the coordinate based calculation.

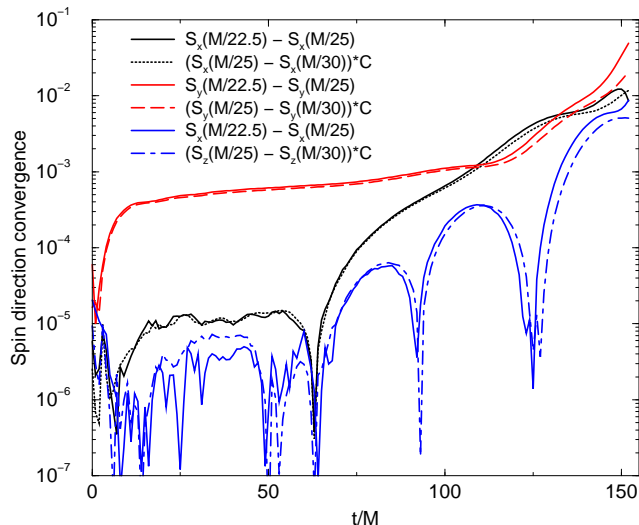


FIG. 5: A convergence plot of the coordinate-base \vec{S}_{coord} calculation for the SP3 configuration. Note that for our choice of resolutions, third-order convergence is demonstrated by $S(M/22.5) - S(M/25) = (S(M/25) - S(M/30)) * C$, where $C = 0.88$. The spin is initially third-order convergent, with higher order-convergence apparent at later times.

has mass $M|_{\mathcal{H}} = 0.9613 \pm 0.0007$ with specific spin $a/M|_{\mathcal{H}} = 0.7215 \pm 0.0003$. The remnant spin components calculated from the approximate Killing vector are $\vec{S}_{\text{IH}} = (-0.045 \pm 0.001, 0.199 \pm 0.003, 0.638 \pm 0.003)$ with magnitude $S_{\text{IH}} = 0.669 \pm 0.001$. The total ADM mass of the system is 1.00000 ± 0.00005 with angular momentum $\vec{J} = (0, 0.257450, 0.875352)$. Hence $(3.87 \pm 0.07)\%$ of the mass and $(23.6 \pm 0.1)\%$ of the angular momentum were converted into radiation. The system gained net angular momentum in the x -direction but lost $(22.7 \pm 0.4)\%$ of its angular momentum in the y -direction and $(27.1 \pm 0.3)\%$ of its angular momentum in the z -direction. Thus the binary preferentially radiated angular momentum in the direction of the orbital angular momentum. We measure the angle of the spin-flip both with respect to the initial individual horizon spins and the individual horizon spins at the merger. For the SP3 configurations these angles are 72° and 71° respectively. In Fig. 9 we show the spin direction of the individual horizons and spin direction of the remnant horizon. The smooth precession and discontinuous flip are apparent. Note that the spin flip, unlike the spin precession, cannot be modeled accurately by a post Newtonian expansion due to the highly non-linear merger process that converts roughly 25% of the initial total angular momentum into gravitational radiation.

The spin direction and puncture trajectories are coordinate dependent measures of precession. The waveform, on the other hand, should provide a coordinate independent measure of the precession. To show the effect of precession on the waveform we examine the $(\ell = 2, m = 1)$ mode. This mode vanishes identically for the zero-spin,

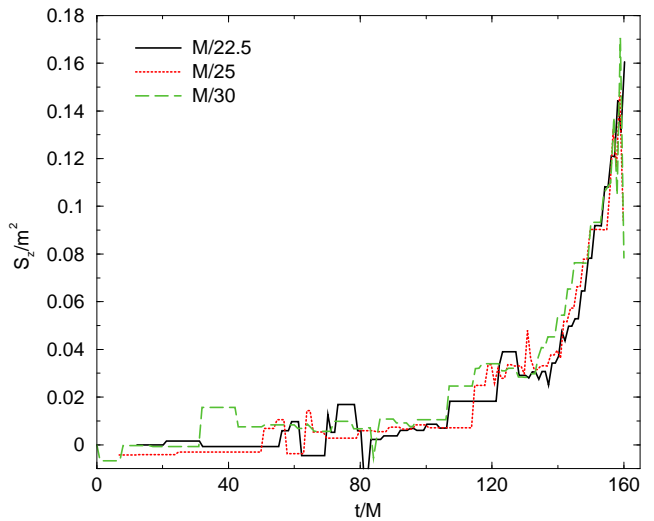


FIG. 6: The z -component of the Killing vector based calculation of the spin rescaled by the square of the horizon mass for the three resolutions. The curves have been translated by a distance equal to the difference in merger times of the $M/22.5$ and $M/25$ runs with the merger time of the $M/30$ run. In this configuration, unlike the previously studied aligned-spin binary, the spin-up is large.

aligned-spin, and anti-aligned spin cases previously studied (i.e. S0, SC, S++, S--) [21, 23, 27, 28]. In Fig. 10 we show the $(\ell = 2, m = 1)$ mode at an extraction radius of $r = 15M$ as well as a convergence plot of this mode (showing fourth-order convergence).

We next examine how the results change when we set the initial spins closer to the z -axis. The SP4 configuration has the same total spin as the SP3 configuration but at an angle of 45° with respect to the orbital plane. This rotation of the spin has two significant effects. First, the SP4 configuration has a significant spin in the same direction as the orbital angular momentum, and from our previous results [27, 28] we expect that the binary merger will be delayed due to the resulting spin-orbit repulsive effect. Second, the amplitude of the orbital plane precession will be reduced (i.e. there is no orbital plane precession if the spins are rotated 90° with respect to the orbital plane, and the amount of precession should vary smoothly with angle). In Fig. 11 we show the z -component of the first puncture trajectory versus time for SP3 and SP4, where the latter has been rescaled by $\sqrt{2}$. Note that at early times the rescaled tracks agree perfectly. Thus, for a given magnitude of the spin, the orbital plane precession has a $\sin \vartheta$ dependence, where ϑ is the angle between the spin and orbital angular momentum. At later times, the spin-orbit coupling induced delay in the merger becomes evident and the two tracks no longer agree.

Comparing the waveforms from the SP3 and SP4 configurations is complicated by the fact that the initial data burst masks the early-time behavior. Neverthe-

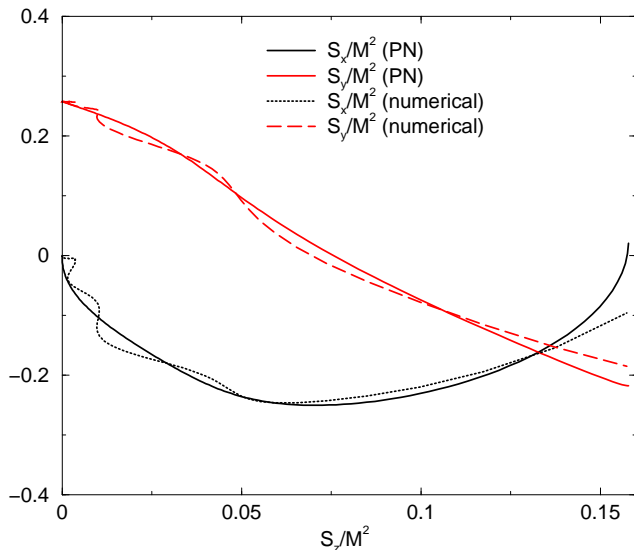


FIG. 7: The post Newtonian and numerical S_x and S_y components of the spin of the individual horizons for the SP3 configuration as functions of the S_z component of the spin (which increases monotonically in time prior to the merger). Note the very reasonable agreement for most of the evolution. The plot terminates at the merger.

less, there is a small region just after the initial pulse leaves the system (see Fig. 12) where it is evident that the $(\ell = 2, m = 1)$ mode scales with $\sin \vartheta$. However, at later times the differences in the orbital dynamics destroys this scaling.

In Figures 13 and 14 we show the spin magnitude and direction for the SP4 configuration as well as a projection of the track and spin direction onto the xy plane. Due to the increased stability of aligned spin binaries, this configuration completes $2\frac{3}{8}$ orbits prior to merger (compared to $1\frac{3}{4}$ for SP3). Consequently spin-precession rotates the spin vector by an additional 45° compared to the SP3 configuration. In this case the Killing vector based calculation of the spin remains accurate long enough that the spin-precession rotation beyond 90° (i.e. the local minimum in S_x) is observed in \vec{S}_{IH} as well as \vec{S}_{coord} . Note that, once again, there is a significant spin-up in the z -direction caused by a rotation of the spin vector towards the z -axis (rather than a net increase in the spin amplitude), and that there is no discernible correlation between the projected horizon orientation (i.e. the orientation of the semi-major axis) and the projected spin direction. The individual horizon spins at the merger are $\vec{S}_{\text{coord}} = (-0.033 \pm 0.005, -0.041 \pm 0.003, 0.114 \pm 0.001)$. Hence the total precession angle for the SP3 configuration is 151° .

The remnant horizon for the SP4 run formed just as the boundary reflections began to contaminate the interior. Consequently the error bounds and the mass and spin of the remnant are higher for SP4 than SP3. The final rem-

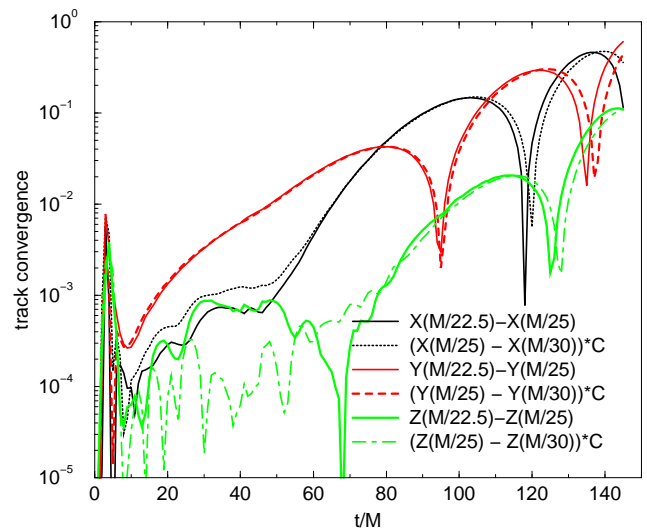


FIG. 8: The difference in track locations between the $M/22.5$ and $M/25$ runs as well as the difference in track locations between the $M/25$ and $M/30$ runs. The latter difference has been rescaled by $C = 0.88$ to demonstrate third-order convergence. The reduced order of convergence for X between $t = 10M$ and $t = 60M$ is likely due to the coarseness of the grid.

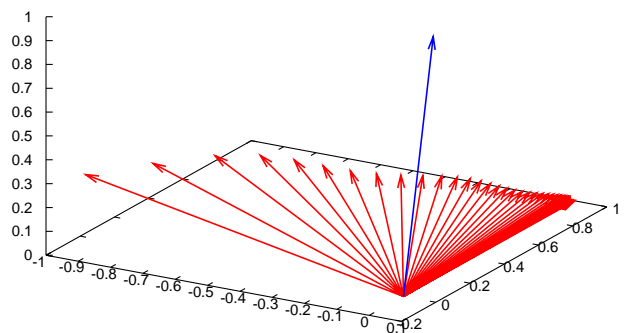


FIG. 9: The spin-direction of the individual horizons every $4M$ during the spin-precession phase and the final horizon spin-direction for the SP3 configuration. The arrows indicate the spin-direction only, not the magnitude. Note the continuous change in the spin-direction during the precession stage and the discontinuous jump (or flip) to the remnant spin-direction.

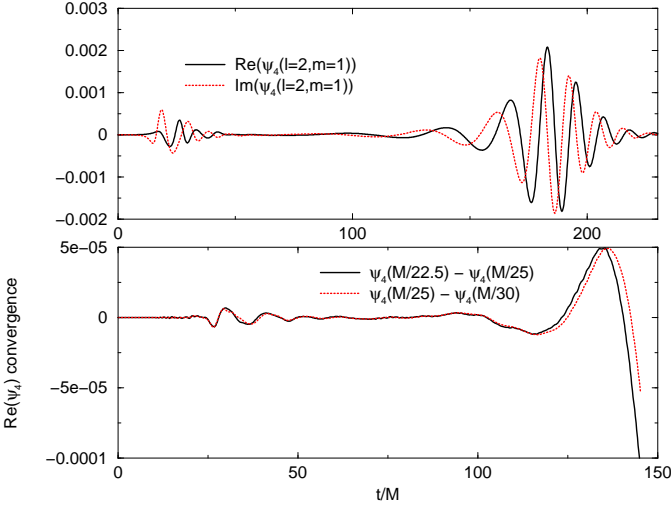


FIG. 10: The real and imaginary parts of the $(\ell = 2, m = 1)$ mode of ψ_4 for the SP3 configuration with resolution $h = M/25$ (upper panel), as well as a convergence plot of this waveform (lower panel). Note that the waveform is fourth-order convergent (as is evident by the agreement of the two differences).

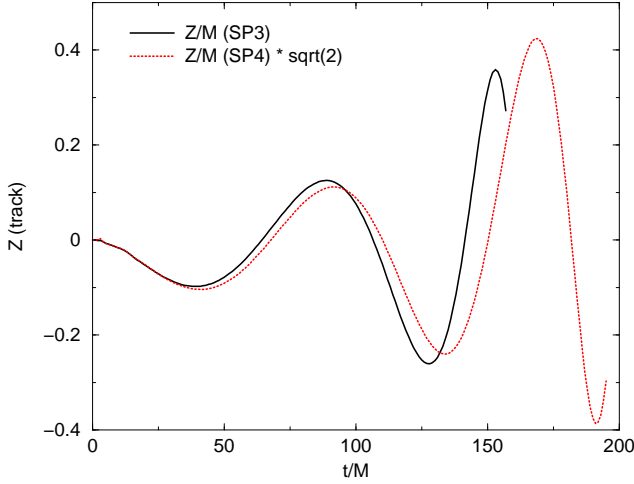


FIG. 11: The z -component of the puncture trajectory (for the puncture initially located at $x > 0$) versus time for the SP3 and SP4 configurations with resolution $h = M/25$. Note that after rescaling by $\sqrt{2}$ the two trajectories agree at early times. At later times the spin-orbit coupling in the partially aligned case delays the merger; causing the two trajectories to diverge. Both curves terminate at their respective merger times.

nant mass is $M|_{\mathcal{H}} = (0.9524 \pm 0.0002)M$ with a spin parameter of $a/M|_{\mathcal{H}} = 0.805 \pm 0.002$. The spin components are $\vec{S}_{\text{coord}} = (-0.020 \pm 0.003, 0.121 \pm 0.002, 0.720 \pm 0.002)$, where we used the coordinate-base definition to calculate \vec{S} . (The Killing vector based calculation of the spin could not be obtained accurately because the system be-

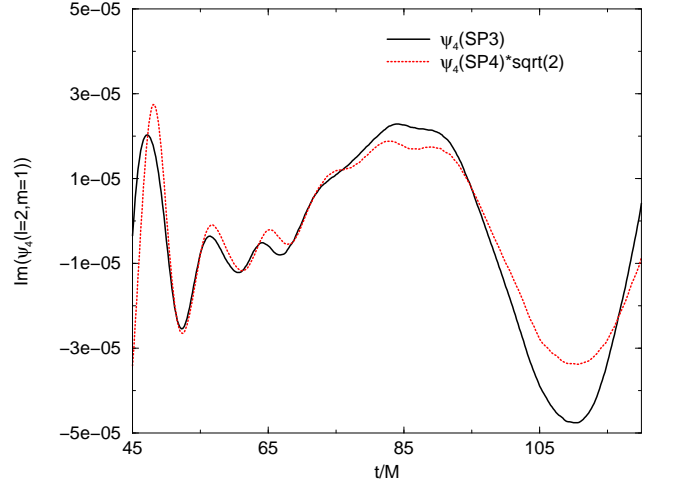


FIG. 12: The imaginary part of the $(\ell = 2, m = 1)$ component of ψ_4 for the SP3 and SP4 configurations extracted at $r = 15M$ with a central resolution of $M/25$. Note that between $t = 50$ and $t = 75$ the two waveforms scale with $\sin \vartheta$ as is evident by the good agreement between the two waveform after rescaling the SP4 waveform by $\sqrt{2}$ (i.e. $1/\sin(\pi/4)$). However, this scaling breaks down at later times ($t > 85M$) due to the differences in orbital decay arising from the increased stability of the SP4 configuration. This scaling also breaks down at early times because of the non-physical initial data radiation pulse.

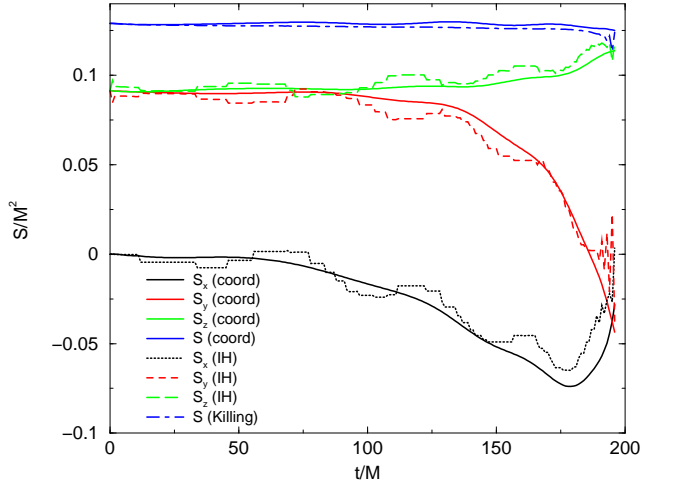


FIG. 13: The spin components and magnitude of the individual horizons (the two horizons have equal spins) for the SP4 configuration up to merger (with resolution $h = M/25$). Note that in this configuration the spins rotate by 135° in the xy plane prior to merger. Also note that the significant z -direction spin-up is once again caused by a rotation further out of the xy plane. Once again the Killing vector determination for the spin direction oscillates about the coordinate definition for the spin direction. The approximate Killing vector calculation begins breaks down at around $t = 180M$.

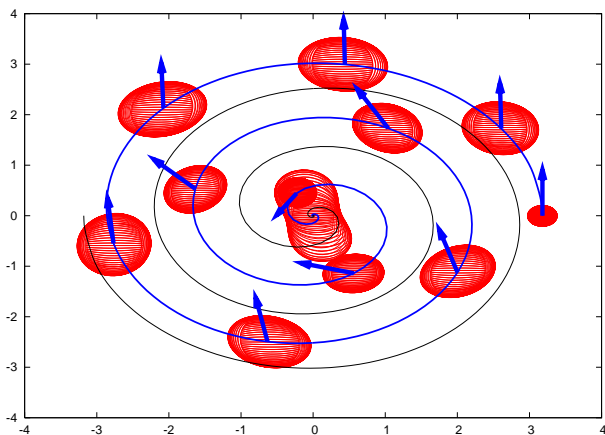


FIG. 14: The xy plane projection of the orbital track, apparent horizons, and spin direction for the SP4 configuration up to merger. The horizons are given at $t = 0, 20M, 40M, \dots, 180M, 196M$. The common horizon formed at $t = 195.4M$. The projected spin vector decreases in magnitude at late time due to the spin rotating further out of the xy plane. Note that the spin direction precesses by 135° in the xy plane during the merger. The spin of the second black hole (not shown) is equal to the first.

came approximately axisymmetric after the boundary errors affected the remnant spin parameters.) The system therefore radiated $(4.76 \pm 0.02)\%$ of its mass and $(29.4 \pm 0.2)\%$ of its angular momentum. The system gained net angular momentum in the $-x$ direction, while losing $(34 \pm 1)\%$ and $(29.3 \pm 0.2)\%$ of its angular momentum in the y and z directions respectively. It thus appears that this configuration preferentially radiates angular momentum in the orbital plane. However, we caution the reader that the errors quoted for the SP4 configuration for the mass and spin do not take into account either possible boundary effects or finite-difference truncation errors. The spin-flip angle of the remnant spin with respect to the initial individual spins and the individual spins at merger are 35° and 32° respectively. In Fig. 15 we show the spin-direction of the individual horizons and spin-direction of the remnant horizon. The smooth precession and discontinuous flip are apparent.

As was mentioned above, the calculation of the spin direction is coordinate dependent. Nevertheless, these particular coordinates show remarkable agreement between the puncture trajectories and the waveform. In Fig. 16 we show the orbital part of the $(\ell = 2, m = 2)$ component of ψ_4 extracted at $r = 10M$, where we translated the SP4 waveform and multiplied by a constant phase in such a way that plunge part of the waveforms agree [25]. Note that the SP3 configuration shows ~ 4 cycles of orbital motion prior to the plunge (i.e. the last trough in the plot), while the SP4 configuration shows ~ 5 cycles. Thus we expect that the SP4 track should contain approximately one-half of an orbit more than the

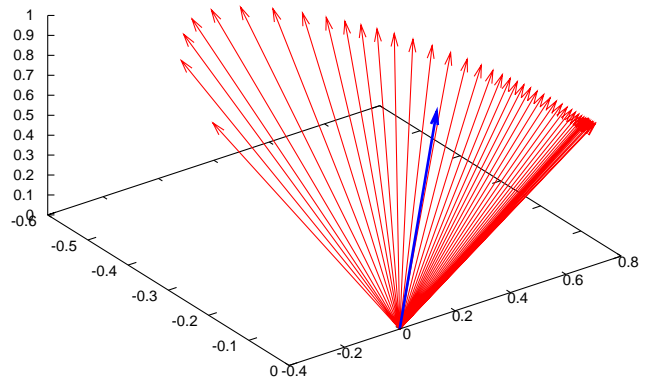


FIG. 15: The spin-direction of the individual horizons every $4M$ during the spin-precession phase and the final horizon spin-direction for the SP4 configuration. The arrows indicate the spin-direction only, not the magnitude. Note the continuous change in the spin-direction during the precession stage and the discontinuous jump (or flip) to the remnant spin-direction.

SP3 configuration. Although there is an uncertainty in the exact location of the beginning of the ‘plunge’ waveform in the figure, its approximate location will be given by the formation time of the common horizon at this resolution plus the coordinate distance to the extraction sphere (here we identify the start of the plunge with the first trough located at $t = 168 = T_{CAH} + 10M$), the number of cycles in both configurations prior to the last peak shown is consistent with $1/4$ of an orbit more than the number of orbits (i.e. 1.75 and 2.25 respectively) observed in Figs. 3 and 14. Interestingly, the number of cycles after the initial pulse of radiation (3.5 and 4.5 respectively) is in excellent agreement with the number of orbits observed in the puncture trajectories. Thus these coordinates appear to reasonably reproduce the orbital dynamics of the binary. This fidelity by which the coordinates reproduce the merger dynamics, and the relatively good agreement between the two measurements of the spin direction, is the motivation for using these coordinate dependent measurements to measure the spin direction.

The stability of the spinning binaries is strongly dependent on the direction of the spin. In Table II we show the merger times (T_{CAH}) of the SP3 configuration versus resolution and an extrapolation to infinite resolution, as well as the merger time for the single SP4 run. The ‘extrapolated’ value of the SP4 merger time was computed by adding the difference between the extrapolated and $h = M/25$ merger times for the SP3 configuration to the $h = M/25$ merger time for the SP4 configuration. The

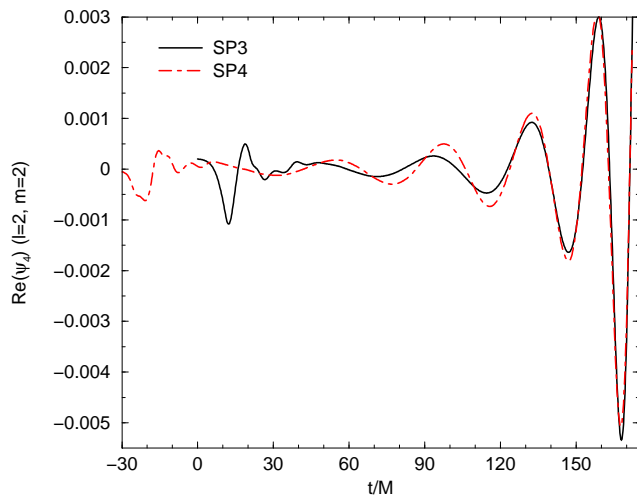


FIG. 16: The real part of the pre-merger ($\ell = 2, m = 2$) component of ψ_4 extracted at $r = 10M$. The SP4 waveform has been translated by $37M$ and multiplied by a constant phase factor prior to taking the real part. The plunge part of the waveform begins roughly at $t = 168M$. Thus there are 3.5 cycles of orbital radiation prior to the plunge (but after the initial data pulse) for SP3 and 4.5 for SP4. This number of cycles match the number of orbits in Figs. 3 and 14. The initial data pulse appears to mask an additional $1/2$ cycle of orbital motion.

TABLE II: Merger times for the SP3 and SP4 configuration versus resolution, as well as an extrapolation to infinite resolution (see text for an explanation of the ‘extrapolation’ of the SP4 result.)

Resolution	SP3	SP4
$M/22.5$	152.0 ± 0.2	---
$M/25$	157.4 ± 0.2	195.4 ± 0.2
$M/30$	164.2 ± 0.2	---
M/∞	176 ± 3	~ 214

extrapolated values of 176 ± 3 and ~ 214 , for SP3 and SP4 respectively, are in large part consistent with the results from the aligned-spin binaries if we replace \mathcal{S} in Eq. (1) with $2S_z/m^2$ (\mathcal{S} is the total spin, hence the factor of 2). The predicted merger times are $T_{CAH} = 172 \pm 1$ and $T_{CAH} = 200 \pm 2$ for the SP3 and SP4 configurations respectively. The differences between these predictions and the actual extrapolated merger times can be explained by the net rotation of the component spins towards the z -axis, which helps stabilize the binaries.

We conclude this section by showing that the Hamiltonian constraint violation converges to third-order. Although the code uses purely fourth-order stencils, lower order errors both from the lower differentiability of the evolved fields at the punctures, as well as from the second-order accuracy of the initial data, lead to a global third-order error in the constraint violation. Figure 17 shows the Hamiltonian constraint violation at $t = 76M$

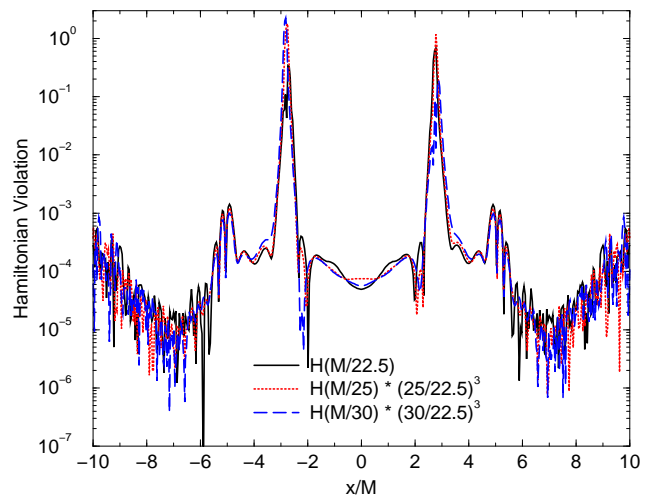


FIG. 17: The convergence of the Hamiltonian constraint violation for the SP3 configuration along the x -axis at $t = 76M$ when the punctures cross the x -axis for the second time. The Hamiltonian constraint shows third-order convergence. Points inside the domain of dependence of the boundary have been excluded. The high-frequency features near the outer boundary are due to the extreme fisheye de-resolution and converge with resolution.

(the time when the punctures cross the x -axis for the second time) along the x -axis for the SP3 configuration. The Hamiltonian violations have been multiplied by $(h_i/h)^3$ (where $h_i = M/22.5$) to demonstrate third-order convergence. Note that the high-frequency feature near the outer boundary is due to the extreme fisheye de-resolution near the outer boundary and converges to zero with resolution.

V. CONCLUSION

In this paper, we evolved systems of equal-mass and equal-spin black-hole binaries with initial spins aligned perpendicular to, and 45° to, the orbital angular momentum. We observed the combined effects of spin and orbital plane precession as predicted by post Newtonian theory, with dramatic, total precessions of $\sim 98^\circ$ and $\sim 151^\circ$ in the SP3 and SP4 simulations respectively. Both configurations resulted in large spin flips between the individual horizon spin directions and the final remnant direction, with the SP3 configuration showing a spin flip of $\sim 72^\circ$ and the SP4 configuration (which had spins initially more closely aligned with the orbital angular momentum) resulting in a spin flip of $\sim 34^\circ$.

Although the configurations studied here are parity-symmetric, this symmetry was only chosen to reduce the memory footprint of the simulations (allowing for higher resolution runs); it does not affect the stability of the ‘moving punctures’ algorithm. Notably, the punctures move out of the xy plane and can get arbitrarily close

to the numerical gridpoints. Despite this symmetry, the SP3 and SP4 configurations display most of the significant spin-orbit coupling effects associated with spinning binaries: spin and orbital plane precession, spin flips, and enhanced stability of the semi-aligned configuration. The only significant spin-orbit coupling effect not shown by these configurations is a spin-orbit induced kick of the remnant hole. In order to see these kicks we would need to evolve configurations without parity symmetry.

Our methods for calculating the spin direction produce reasonable results for our choice of gauge conditions. Future work will concentrate on improving this calculation with alternative choices of the gauge parameters (e.g. η in the Gamma-driver shift and various different choices of initial values for the lapse function) and with alternative forms of the Gamma-driver shift condition. Notably, the lack of agreement between the location of the horizon semi-minor axis and the spin direction indicates that these coordinates are not yet ideal. In addition, it would be useful to calculate independent measures of the quality of the approximate Killing vector, for example the norm of the Lie derivative of the 2-metric on the horizon $\mathcal{L}_\varphi q_{ab}$. It is interesting to note that the purely coordinate measurement \vec{S}_{coord} gives reasonable results for the spin direction and amplitude, and since this calculation is both more robust (i.e. the approximate Killing vector may not exist) than the approximate Killing vector calculations and easier to implement, it may prove to be a convenient measurement of the spin for those codes that have not implemented the approximate Killing vector finding algorithm.

Both the final magnitude, and the final direction, of a binary black hole merger remnant's spin are of astrophys-

ical interest: the former determines the efficiency of gravitational accretion, and the latter is reflected in the orientation of the inner accretion disk and (indirectly) in the launching direction of a jet. Our simulations are the first to follow the time dependence of the spin orientations in black hole mergers with initially mis-aligned spins, and the first to verify the spin-flip phenomenon: the sudden reorientation in spin axis that takes place when the binary's orbital angular momentum is converted into spin in the final stages of the merger. In addition to influencing the gravitational wave forms, the spin evolution would also be reflected in any electromagnetic signature due to gas in orbit around the black holes. Predicting the latter signature is beyond the scope of the present paper but is a fruitful topic for further study.

Acknowledgments

We thank Erik Schnetter for valuable discussions and for providing the thorns to implement Pi-symmetry boundary conditions. We thank Marcus Ansorg for providing the TWOPUNCTURES initial data thorn and Vicky Kalogera for bringing up the papers related to the data analysis of precessing binaries. C.L. and Y.Z. thank the Rochester Institute of Technology for their hospitality. We gratefully acknowledge the support of the NASA Center for Gravitational Wave Astronomy at University of Texas at Brownsville (NAG5-13396) and the NSF for financial support from grant PHY-0354867. Computational resources were provided by the Funes cluster at UTB, the Lonestar cluster at TACC, and the Tungsten cluster at NCSA.

-
- [1] J. H. Krolik, *Active galactic nuclei : from the central black hole to the galactic environment* (Active galactic nuclei : from the central black hole to the galactic environment /Julian H. Krolik. Princeton, N. J. : Princeton University Press, c1999., 1999).
 - [2] M. Elvis, G. Risaliti, and G. Zamorani, *apjl* **565**, L75 (2002), astro-ph/0112413.
 - [3] M. C. Begelman, R. D. Blandford, and M. J. Rees, *Reviews of Modern Physics* **56**, 255 (1984).
 - [4] S. Komossa, *Memorie della Societa Astronomica Italiana* **77**, 733 (2006).
 - [5] N. Roos, J. S. Kaastra, and C. A. Hummel, *Astrophys. J.* **409**, 130 (1993).
 - [6] J. I. Katz, *apj* **478**, 527 (1997).
 - [7] P. Parma, R. D. Ekers, and R. Fanti, *aaps* **59**, 511 (1985).
 - [8] J. P. Leahy and P. Parma, in *Extragalactic Radio Sources. From Beams to Jets*, edited by J. Roland, H. Sol, and G. Pelletier (1992), pp. 307–+.
 - [9] D. Merritt and R. D. Ekers, *Science* **297**, 1310 (2002), astro-ph/0208001.
 - [10] C. Zier and P. L. Biermann, *aap* **396**, 91 (2002), astro-ph/0203359.
 - [11] A. L. Kinney, H. R. Schmitt, C. J. Clarke, J. E. Pringle, J. S. Ulvestad, and R. R. J. Antonucci, *apj* **537**, 152 (2000), astro-ph/0002131.
 - [12] D. Merritt, *apj* **568**, 998 (2002), astro-ph/0107569.
 - [13] D. Merritt and M. Milosavljević, *Living Reviews in Relativity* **8**, 8 (2005), astro-ph/0410364.
 - [14] R. Vogt, in *Sixth Marcel Grossman Meeting on General Relativity (Proceedings, Kyoto, Japan, 1991)*, edited by H. Sato and T. Nakamura (World Scientific, Singapore, 1992), pp. 244–266.
 - [15] F. Acernese et al., *Class. Quant. Grav.* **23**, S635 (2006).
 - [16] GEO, gEO600 - <http://www.geo600.uni-hannover.de/>.
 - [17] C. Cutler and K. S. Thorne (2002), gr-qc/0204090.
 - [18] Preprint, Max Planck Institut für Quantenoptik, MPQ 177, May 1993.
 - [19] K. Danzmann and A. Rudiger, *Class. Quant. Grav.* **20**, S1 (2003).
 - [20] F. Pretorius, *Phys. Rev. Lett.* **95**, 121101 (2005), gr-qc/0507014.
 - [21] M. Campanelli, C. O. Lousto, P. Marronetti, and Y. Zlochower, *Phys. Rev. Lett.* **96**, 111101 (2006), gr-qc/0511048.
 - [22] J. G. Baker, J. Centrella, D.-I. Choi, M. Koppitz, and J. van Meter, *Phys. Rev. Lett.* **96**, 111102 (2006), gr-

- qc/0511103.
- [23] M. Campanelli, C. O. Lousto, and Y. Zlochower, *Phys. Rev. D* **73**, 061501(R) (2006).
- [24] F. Pretorius (2006), gr-qc/0602115.
- [25] J. G. Baker, J. Centrella, D.-I. Choi, M. Koppitz, and J. van Meter, *Phys. Rev. D* **73**, 104002 (2006), gr-qc/0602026.
- [26] J. G. Baker, J. R. van Meter, S. T. McWilliams, J. Centrella, and B. J. Kelly (2006), gr-qc/0612024.
- [27] M. Campanelli, C. O. Lousto, and Y. Zlochower, *Phys. Rev. D* **74**, 084023 (2006), astro-ph/0608275.
- [28] M. Campanelli, C. O. Lousto, and Y. Zlochower, *Phys. Rev. D* **74**, 041501(R) (2006), gr-qc/0604012.
- [29] F. Herrmann, D. Shoemaker, and P. Laguna (2006), gr-qc/0601026.
- [30] J. A. Gonzalez, U. Sperhake, B. Bruegmann, M. Hannam, and S. Husa (2006), gr-qc/0610154.
- [31] J. G. Baker et al. (2006), astro-ph/0603204.
- [32] M. Shibata and K. Uryu (2006), astro-ph/0611522.
- [33] F. Löffler, L. Rezzolla, and M. Ansorg, *Phys. Rev. D* **74**, 104018 (2006).
- [34] M. A. Scheel et al. (2006), gr-qc/0607056.
- [35] S. A. Hayward, *Phys. Rev. D* **49**, 6467 (1994).
- [36] A. Ashtekar et al., *Phys. Rev. Lett.* **85**, 3564 (2000), gr-qc/0006006.
- [37] A. Ashtekar and B. Krishnan, *Phys. Rev. Lett.* **89**, 261101 (2002), gr-qc/0207080.
- [38] A. Ashtekar and B. Krishnan, *Living Rev. Rel.* **7**, 10 (2004), gr-qc/0407042.
- [39] E.ourgoulhon and J. L. Jaramillo, *Phys. Rept.* **423**, 159 (2006), gr-qc/0503113.
- [40] I. Booth, *Can. J. Phys.* **83**, 1073 (2005), gr-qc/0508107.
- [41] A. Ashtekar, S. Fairhurst, and B. Krishnan, *Phys. Rev. D* **62**, 104025 (2000), gr-qc/0005083.
- [42] A. Ashtekar, C. Beetle, and J. Lewandowski, *Phys. Rev. D* **64**, 044016 (2001), gr-qc/0103026.
- [43] I. S. Booth, *Class. Quant. Grav.* **18**, 4239 (2001), gr-qc/0105009.
- [44] I. Booth and S. Fairhurst, *Class. Quant. Grav.* **22**, 4515 (2005), gr-qc/0505049.
- [45] A. Ashtekar and B. Krishnan, *Phys. Rev. D* **68**, 104030 (2003), gr-qc/0308033.
- [46] S. A. Hayward, *Phys. Rev. Lett.* **93**, 251101 (2004), gr-qc/0404077.
- [47] S. A. Hayward, *Phys. Rev. D* **74**, 104013 (2006), gr-qc/0609008.
- [48] E.ourgoulhon and J. L. Jaramillo, *Phys. Rev. D* **74**, 087502 (2006), gr-qc/0607050.
- [49] O. Dreyer, B. Krishnan, D. Shoemaker, and E. Schnetter, *Phys. Rev. D* **67**, 024018 (2003), gr-qc/0206008.
- [50] E. Schnetter, B. Krishnan, and F. Beyer, *Phys. Rev. D* **74**, 024028 (2006), gr-qc/0604015.
- [51] A. Buonanno, Y. Chen, and T. Damour, *Phys. Rev. D* **74**, 104005 (2006), gr-qc/0508067.
- [52] L. E. Kidder, *Phys. Rev. D* **52**, 821 (1995), gr-qc/9506022.
- [53] B. M. Barker and R. F. O'Connell, *Gen. Relativ. Gravit.* **11**, 149 (1979).
- [54] P. Grandclement, V. Kalogera, and A. Vecchio, *Phys. Rev. D* **67**, 042003 (2003), gr-qc/0207062.
- [55] P. Grandclement and V. Kalogera, *Phys. Rev. D* **67**, 082002 (2003), gr-qc/0211075.
- [56] P. Grandclement, M. Ihm, V. Kalogera, and K. Belczynski, *Phys. Rev. D* **69**, 102002 (2004), gr-qc/0312084.
- [57] A. Buonanno, Y.-b. Chen, and M. Vallisneri, *Phys. Rev. D* **67**, 104025 (2003), gr-qc/0211087.
- [58] Y. Pan, A. Buonanno, Y.-b. Chen, and M. Vallisneri, *Phys. Rev. D* **69**, 104017 (2004), gr-qc/0310034.
- [59] A. Buonanno, Y.-b. Chen, Y. Pan, and M. Vallisneri, *Phys. Rev. D* **70**, 104003 (2004), gr-qc/0405090.
- [60] M. D. Hartl and A. Buonanno, *Phys. Rev. D* **71**, 024027 (2005), gr-qc/0407091.
- [61] A. Buonanno, Y. Chen, Y. Pan, H. Tagoshi, and M. Vallisneri, *Phys. Rev. D* **72**, 084027 (2005), gr-qc/0508064.
- [62] A. Vecchio, *Phys. Rev. D* **70**, 042001 (2004), astro-ph/0304051.
- [63] S. Brandt and B. Brügmann, *Phys. Rev. Lett.* **78**, 3606 (1997), gr-qc/9703066.
- [64] M. Ansorg, B. Brügmann, and W. Tichy, *Phys. Rev. D* **70**, 064011 (2004), gr-qc/0404056.
- [65] cactus_web, cactus Computational Toolkit home page: <http://www.cactuscode.org>.
- [66] Y. Zlochower, J. G. Baker, M. Campanelli, and C. O. Lousto, *Phys. Rev. D* **72**, 024021 (2005), gr-qc/0505055.
- [67] T. Nakamura, K. Oohara, and Y. Kojima, *Prog. Theor. Phys. Suppl.* **90**, 1 (1987).
- [68] M. Shibata and T. Nakamura, *Phys. Rev. D* **52**, 5428 (1995).
- [69] T. W. Baumgarte and S. L. Shapiro, *Phys. Rev. D* **59**, 024007 (1999), gr-qc/9810065.
- [70] U. Sperhake (2006), gr-qc/0606079.
- [71] M. Hannam, S. Husa, D. Pollney, B. Brügmann, and N. O'Murchadha (2006), gr-qc/0606099.
- [72] B. Bruegmann et al. (2006), gr-qc/0610128.
- [73] M. Alcubierre, B. Brügmann, P. Diener, M. Koppitz, D. Pollney, E. Seidel, and R. Takahashi, *Phys. Rev. D* **67**, 084023 (2003), gr-qc/0206072.
- [74] C. Gundlach and J. M. Martin-Garcia, *Phys. Rev. D* **74**, 024016 (2006), gr-qc/0604035.
-